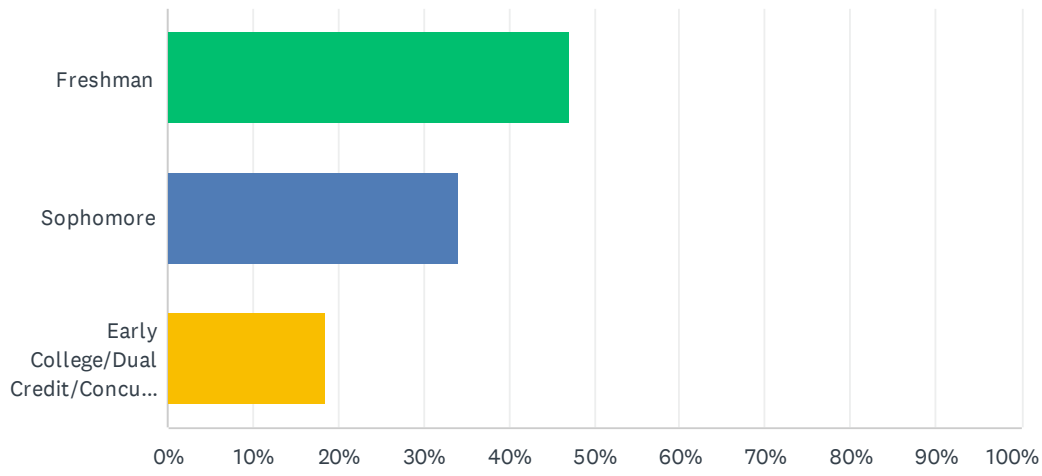


Q1 Classification

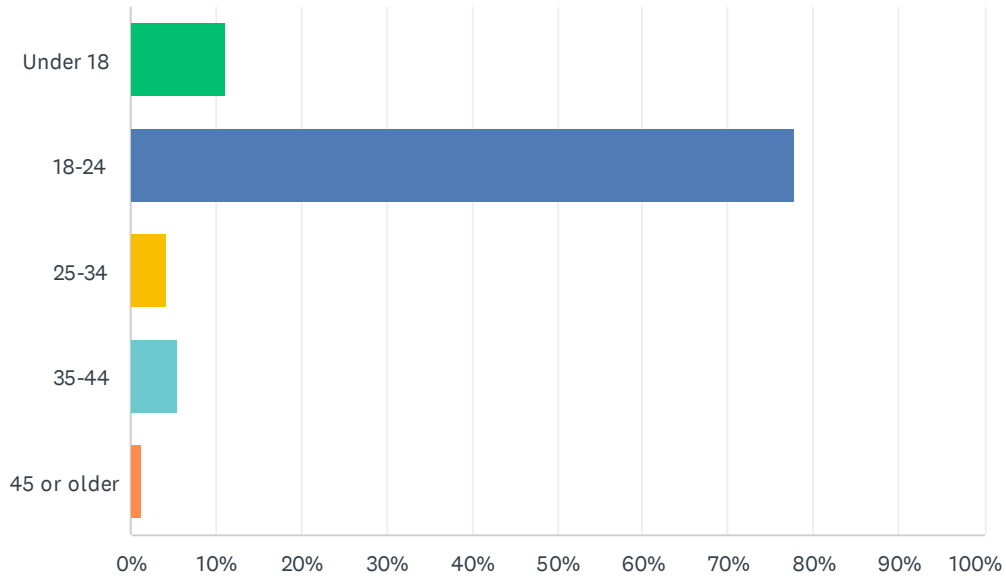
Answered: 161 Skipped: 2



ANSWER CHOICES	RESPONSES	
Freshman	47.20%	76
Sophomore	34.16%	55
Early College/Dual Credit/Concurrent Enrollment	18.63%	30
TOTAL		161

Q2 Age

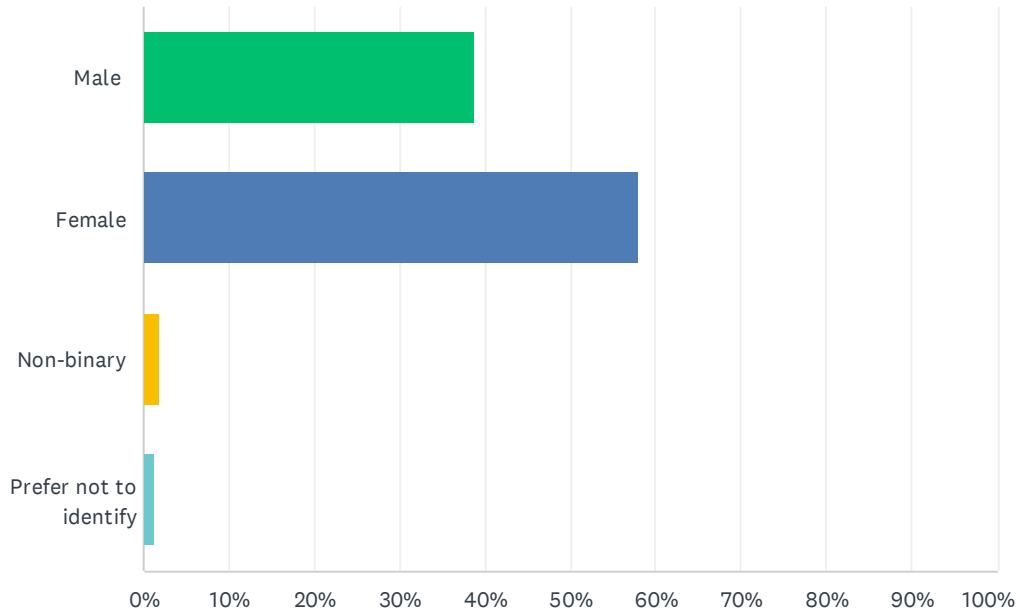
Answered: 162 Skipped: 1



ANSWER CHOICES	RESPONSES	
Under 18	11.11%	18
18-24	77.78%	126
25-34	4.32%	7
35-44	5.56%	9
45 or older	1.23%	2
TOTAL		162

Q3 Gender

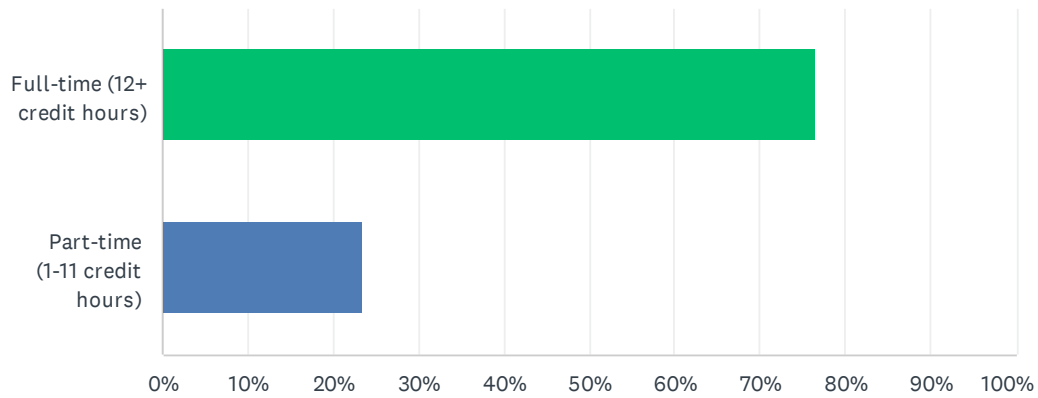
Answered: 162 Skipped: 1



ANSWER CHOICES	RESPONSES	
Male	38.89%	63
Female	58.02%	94
Non-binary	1.85%	3
Prefer not to identify	1.23%	2
TOTAL		162

Q4 Student Status

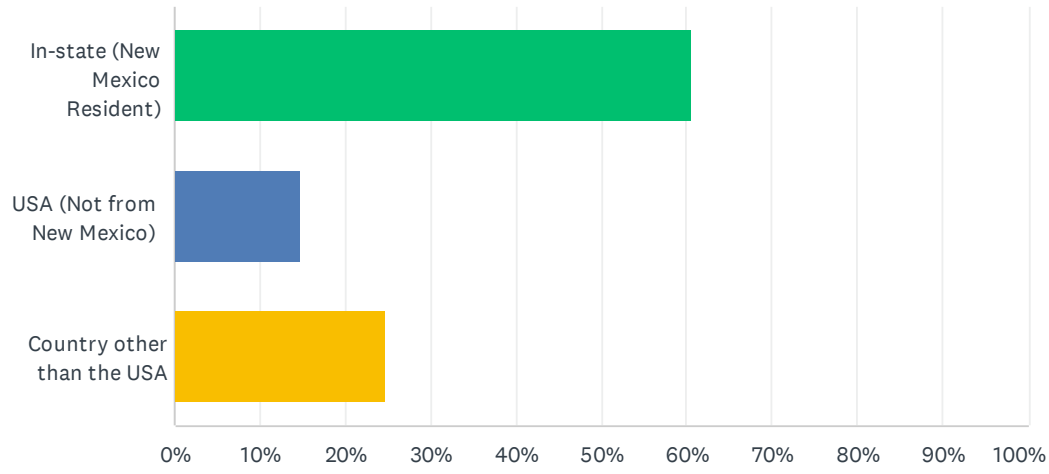
Answered: 162 Skipped: 1



ANSWER CHOICES	RESPONSES	
Full-time (12+ credit hours)	76.54%	124
Part-time (1-11 credit hours)	23.46%	38
TOTAL		162

Q5 Place of Permanent Residence

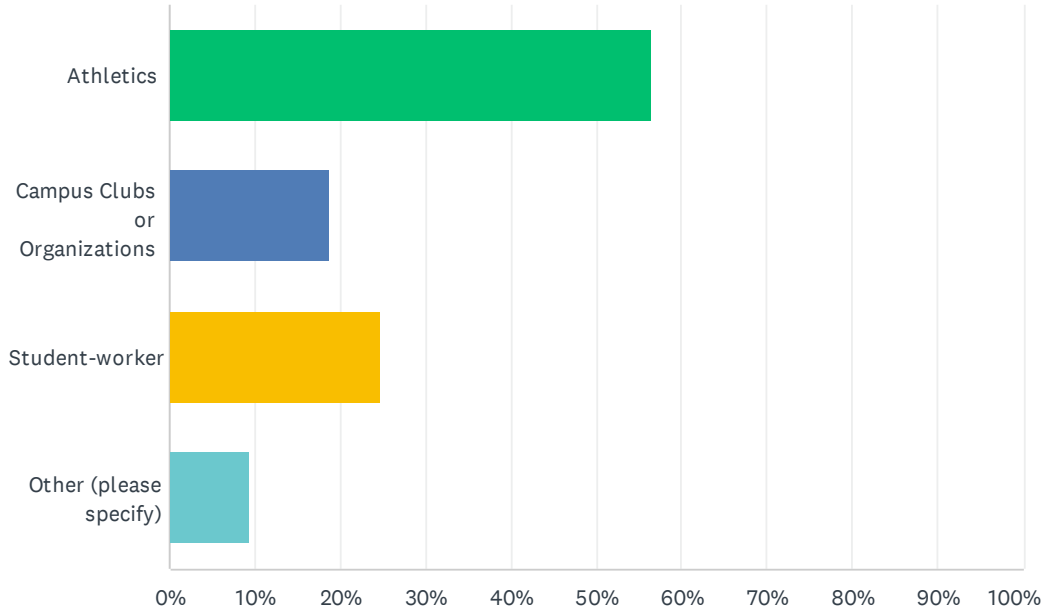
Answered: 162 Skipped: 1



ANSWER CHOICES	RESPONSES	
In-state (New Mexico Resident)	60.49%	98
USA (Not from New Mexico)	14.81%	24
Country other than the USA	24.69%	40
TOTAL		162

Q6 Are you affiliated with any of these campus groups? (Check all that apply)

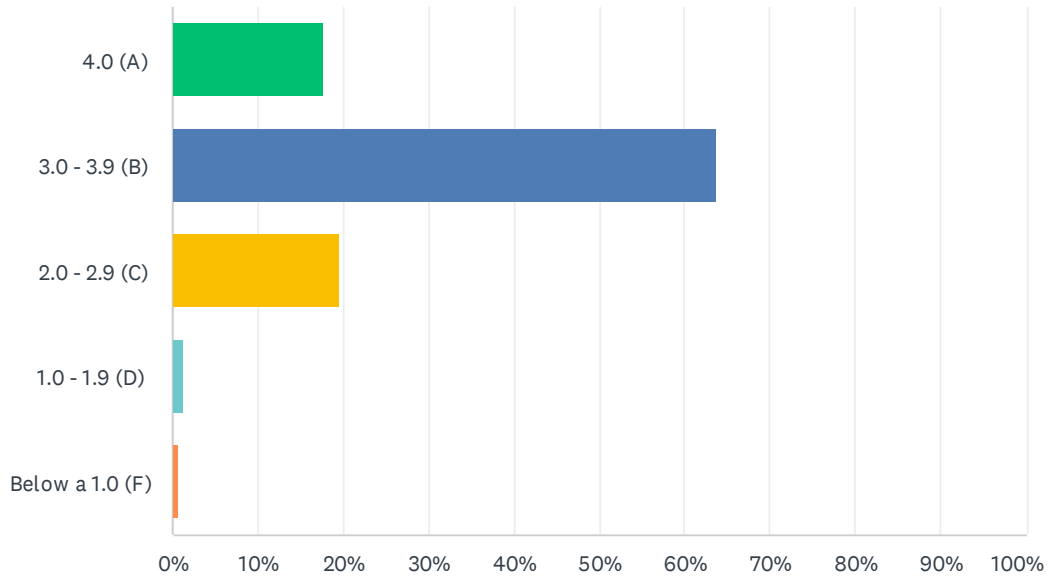
Answered: 117 Skipped: 46



ANSWER CHOICES	RESPONSES	
Athletics	56.41%	66
Campus Clubs or Organizations	18.80%	22
Student-worker	24.79%	29
Other (please specify)	9.40%	11
Total Respondents: 117		

Q7 Approximate grade point average (GPA).

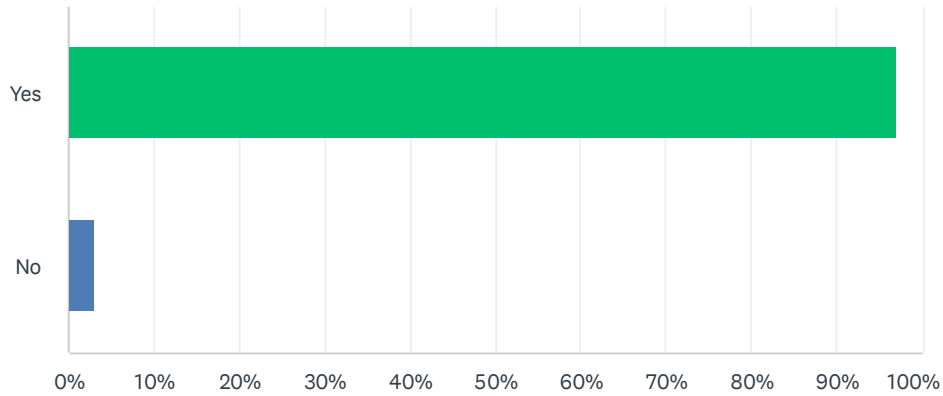
Answered: 163 Skipped: 0



ANSWER CHOICES	RESPONSES	
4.0 (A)	17.79%	29
3.0 - 3.9 (B)	63.80%	104
2.0 - 2.9 (C)	19.63%	32
1.0 - 1.9 (D)	1.23%	2
Below a 1.0 (F)	0.61%	1
Total Respondents: 163		

Q8 Does your campus have a drug and alcohol policy?

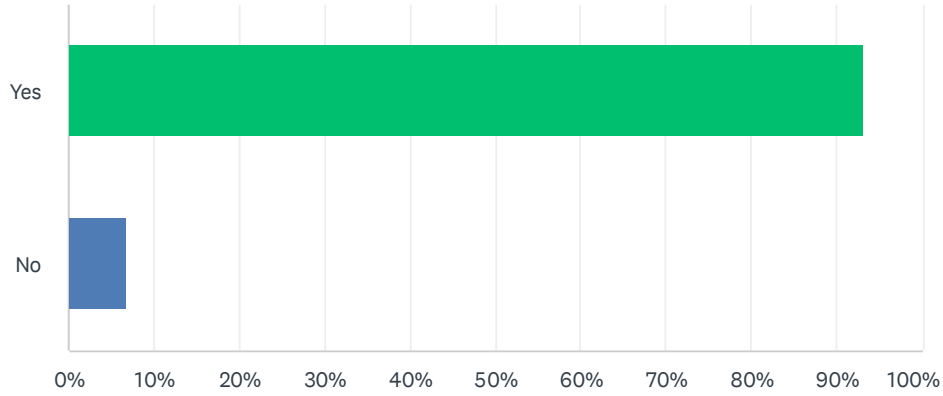
Answered: 162 Skipped: 1



ANSWER CHOICES	RESPONSES	
Yes	96.91%	157
No	3.09%	5
Total Respondents: 162		

Q9 Do you believe your campus is concerned about the prevention of drugs and alcohol use?

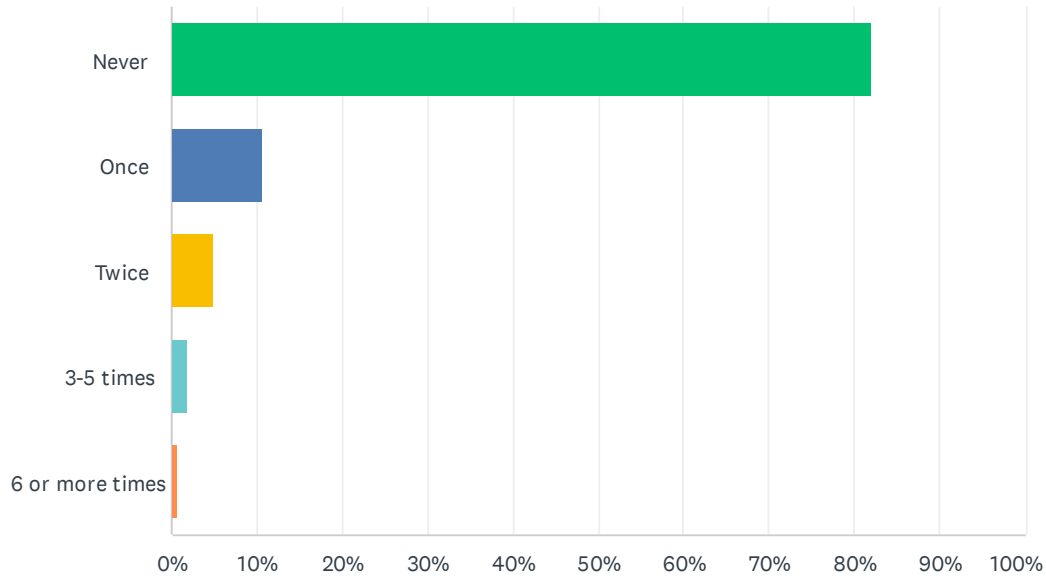
Answered: 162 Skipped: 1



ANSWER CHOICES	RESPONSES	
Yes	93.21%	151
No	6.79%	11
Total Respondents: 162		

Q10 How many times have you consumed four or more alcoholic drinks at one sitting in the last four months?

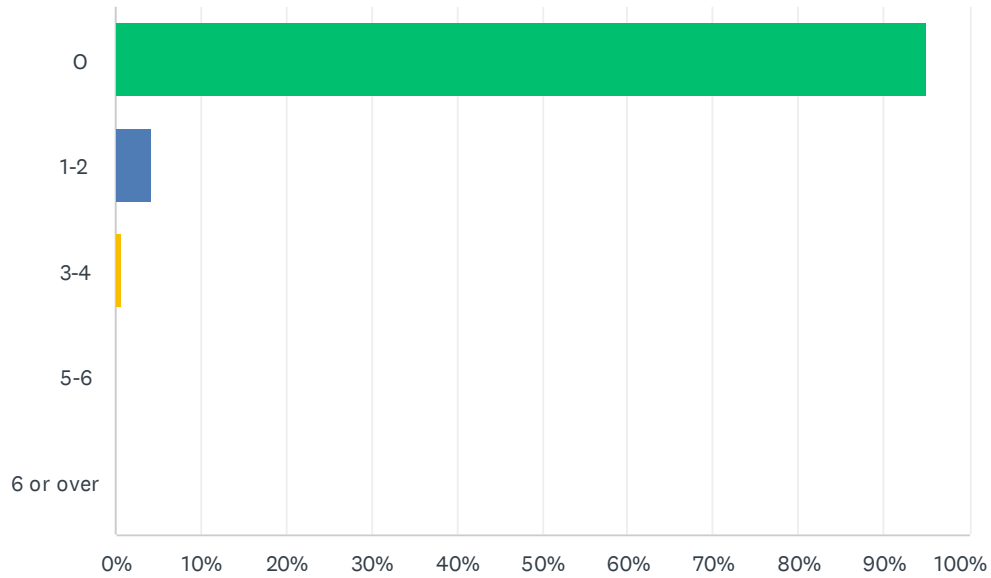
Answered: 161 Skipped: 2



ANSWER CHOICES	RESPONSES	
Never	81.99%	132
Once	10.56%	17
Twice	4.97%	8
3-5 times	1.86%	3
6 or more times	0.62%	1
TOTAL		161

Q11 Average number of alcoholic drinks you consume a week?

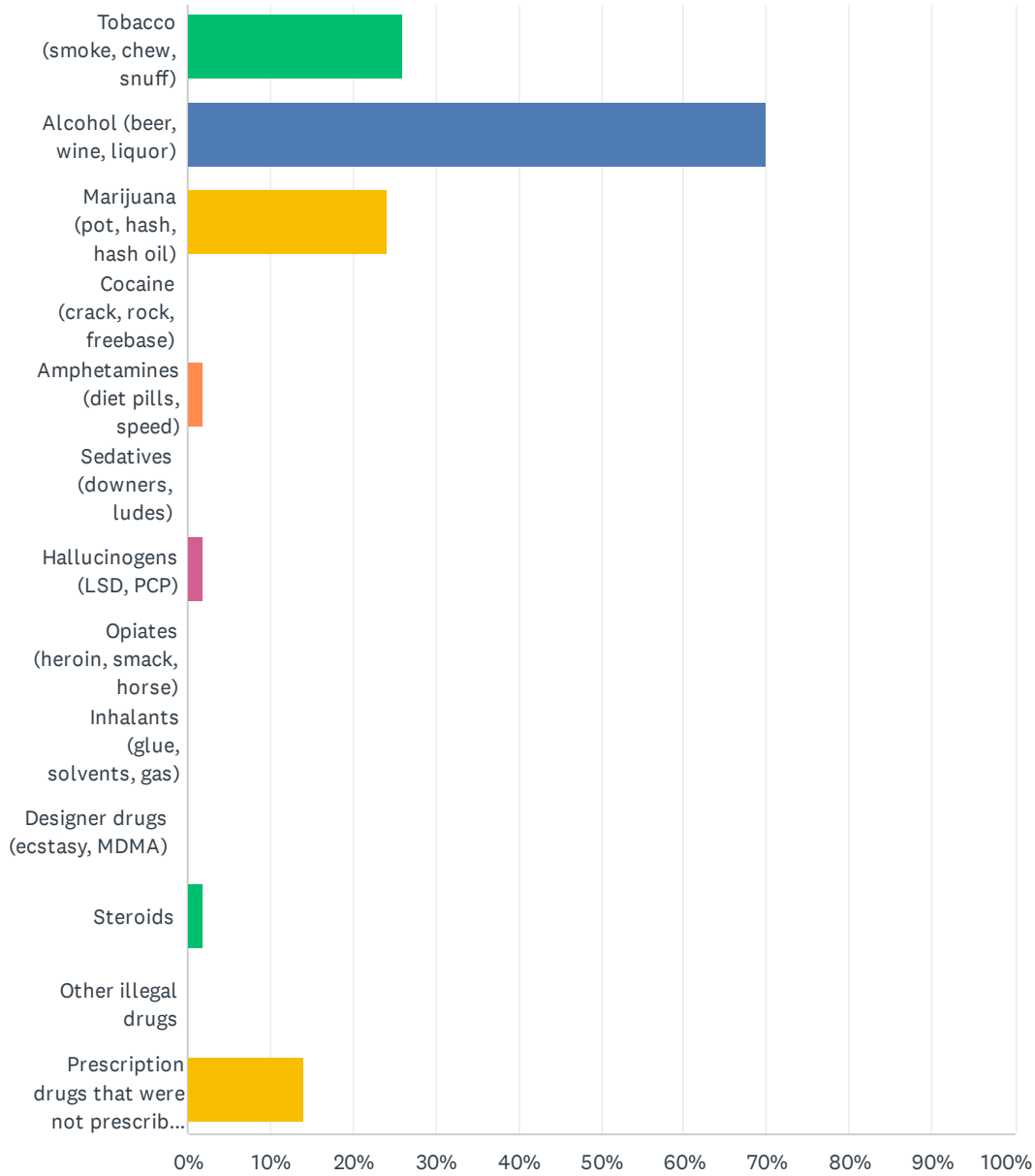
Answered: 162 Skipped: 1



ANSWER CHOICES	RESPONSES	
0	95.06%	154
1-2	4.32%	7
3-4	0.62%	1
5-6	0.00%	0
6 or over	0.00%	0
TOTAL		162

Q12 Have you ever used any of the following in the last year? (Check all that apply)

Answered: 50 Skipped: 113

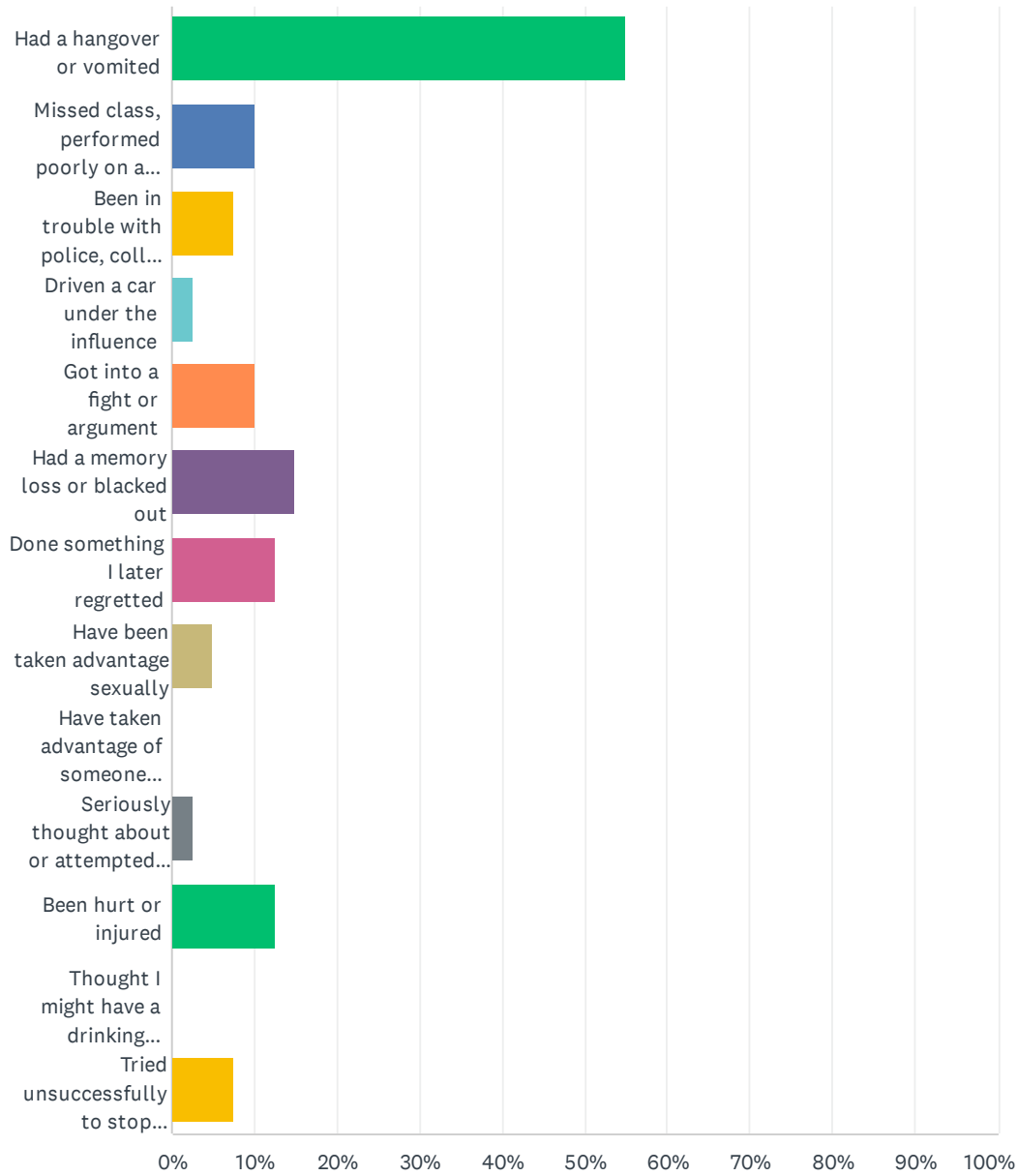


2024 Drug & Alcohol Campus Climate Survey

ANSWER CHOICES	RESPONSES	
Tobacco (smoke, chew, snuff)	26.00%	13
Alcohol (beer, wine, liquor)	70.00%	35
Marijuana (pot, hash, hash oil)	24.00%	12
Cocaine (crack, rock, freebase)	0.00%	0
Amphetamines (diet pills, speed)	2.00%	1
Sedatives (downers, ludes)	0.00%	0
Hallucinogens (LSD, PCP)	2.00%	1
Opiates (heroin, smack, horse)	0.00%	0
Inhalants (glue, solvents, gas)	0.00%	0
Designer drugs (ecstasy, MDMA)	0.00%	0
Steroids	2.00%	1
Other illegal drugs	0.00%	0
Prescription drugs that were not prescribed to you	14.00%	7
Total Respondents: 50		

Q13 Check all that apply that you have experienced due to alcohol or drug use during the past year.

Answered: 40 Skipped: 123

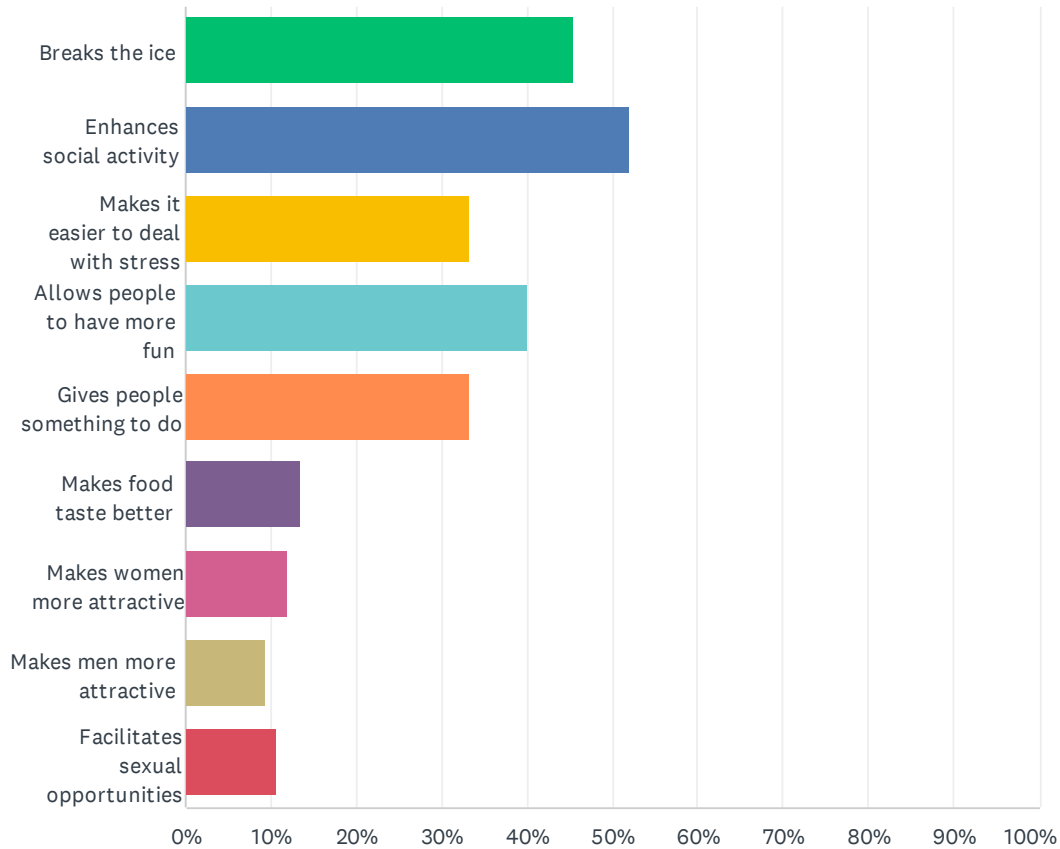


2024 Drug & Alcohol Campus Climate Survey

ANSWER CHOICES	RESPONSES	
Had a hangover or vomited	55.00%	22
Missed class, performed poorly on a test or important project	10.00%	4
Been in trouble with police, college housing, or other college officials	7.50%	3
Driven a car under the influence	2.50%	1
Got into a fight or argument	10.00%	4
Had a memory loss or blacked out	15.00%	6
Done something I later regretted	12.50%	5
Have been taken advantage sexually	5.00%	2
Have taken advantage of someone sexually	0.00%	0
Seriously thought about or attempted suicide	2.50%	1
Been hurt or injured	12.50%	5
Thought I might have a drinking problem	0.00%	0
Tried unsuccessfully to stop drinking	7.50%	3
Total Respondents: 40		

Q14 Do you believe that alcohol has the following effects? (Check all that apply)

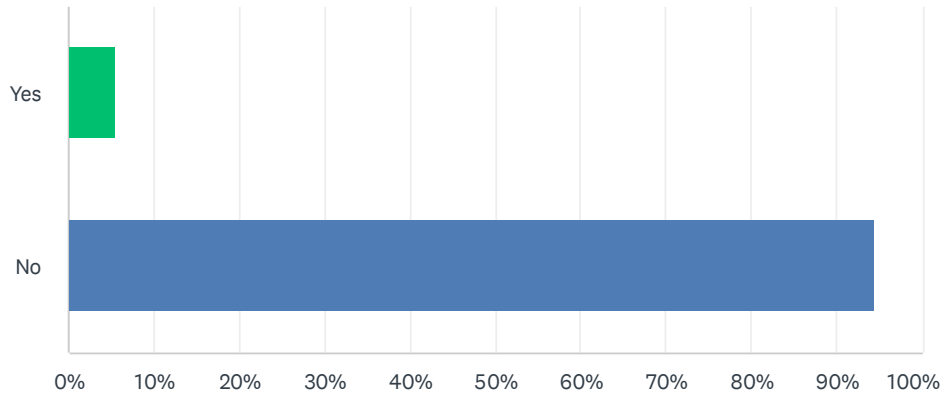
Answered: 75 Skipped: 88



ANSWER CHOICES	RESPONSES	
Breaks the ice	45.33%	34
Enhances social activity	52.00%	39
Makes it easier to deal with stress	33.33%	25
Allows people to have more fun	40.00%	30
Gives people something to do	33.33%	25
Makes food taste better	13.33%	10
Makes women more attractive	12.00%	9
Makes men more attractive	9.33%	7
Facilitates sexual opportunities	10.67%	8
Total Respondents: 75		

Q15 Does the social atmosphere on this campus promote alcohol use?

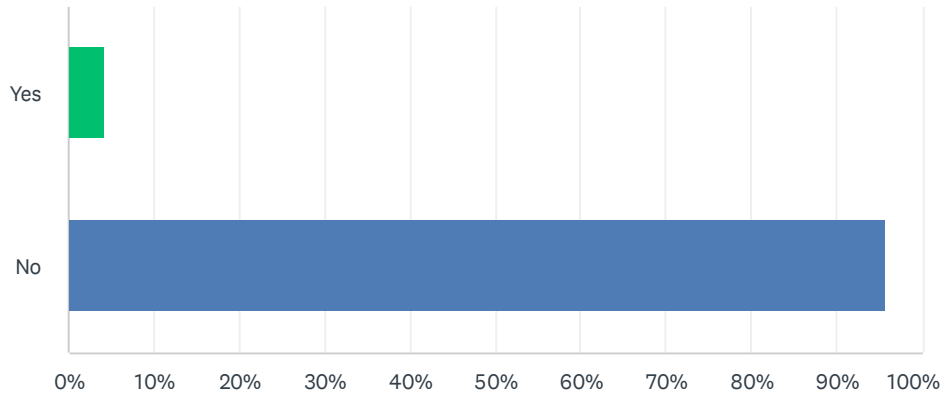
Answered: 160 Skipped: 3



ANSWER CHOICES	RESPONSES
Yes	5.63% 9
No	94.38% 151
Total Respondents: 160	

Q16 Does the social atmosphere on this campus promote drug use?

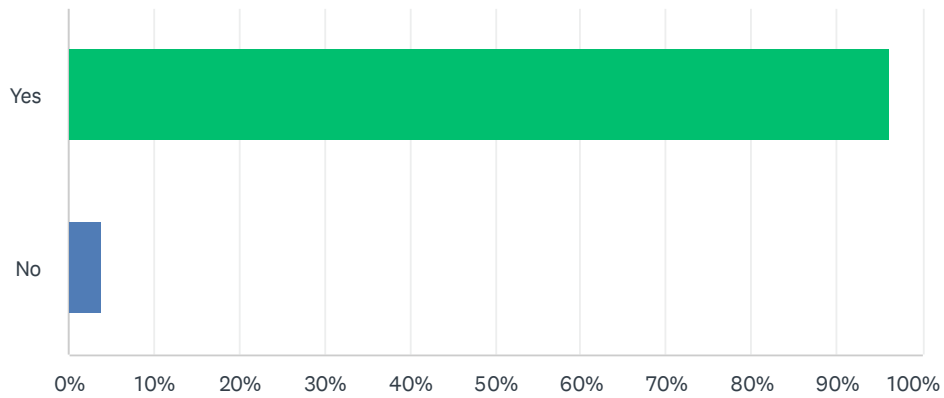
Answered: 161 Skipped: 2



ANSWER CHOICES	RESPONSES	
Yes	4.35%	7
No	95.65%	154
Total Respondents: 161		

Q17 Do you feel safe on this campus?

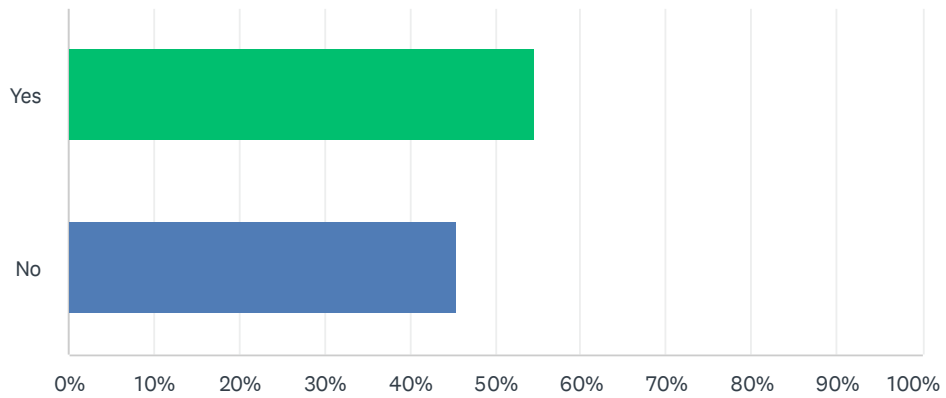
Answered: 160 Skipped: 3



ANSWER CHOICES	RESPONSES	
Yes	96.25%	154
No	3.75%	6
Total Respondents: 160		

Q18 Do you live in on-campus housing?

Answered: 161 Skipped: 2



ANSWER CHOICES	RESPONSES	
Yes	54.66%	88
No	45.34%	73
Total Respondents: 161		