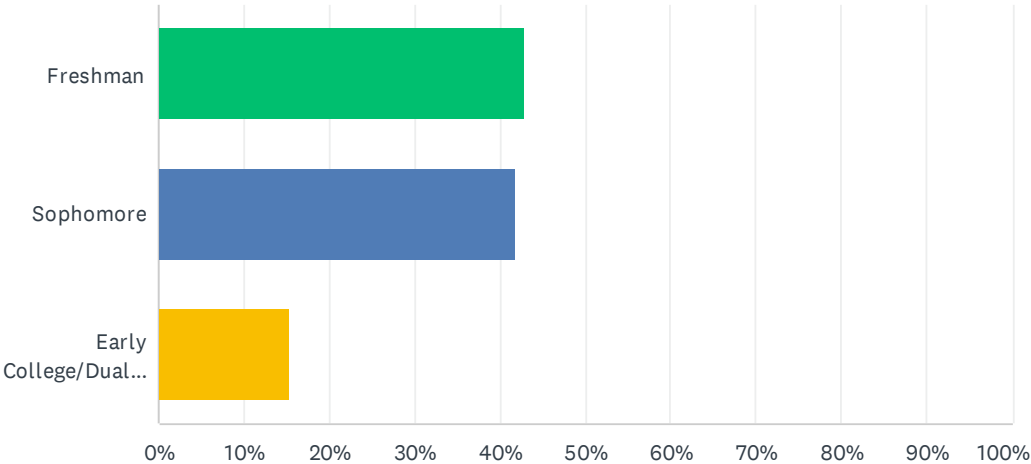


Q1 Classification

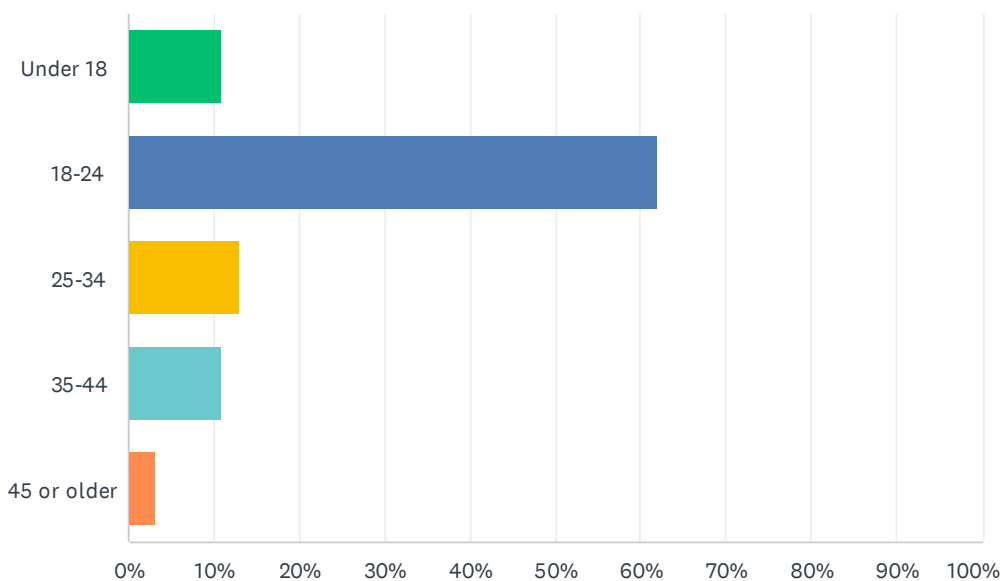
Answered: 91 Skipped: 1



ANSWER CHOICES	RESPONSES	
Freshman	42.86%	39
Sophomore	41.76%	38
Early College/Dual Credit/Concurrent Enrollment	15.38%	14
TOTAL		91

Q2 Age

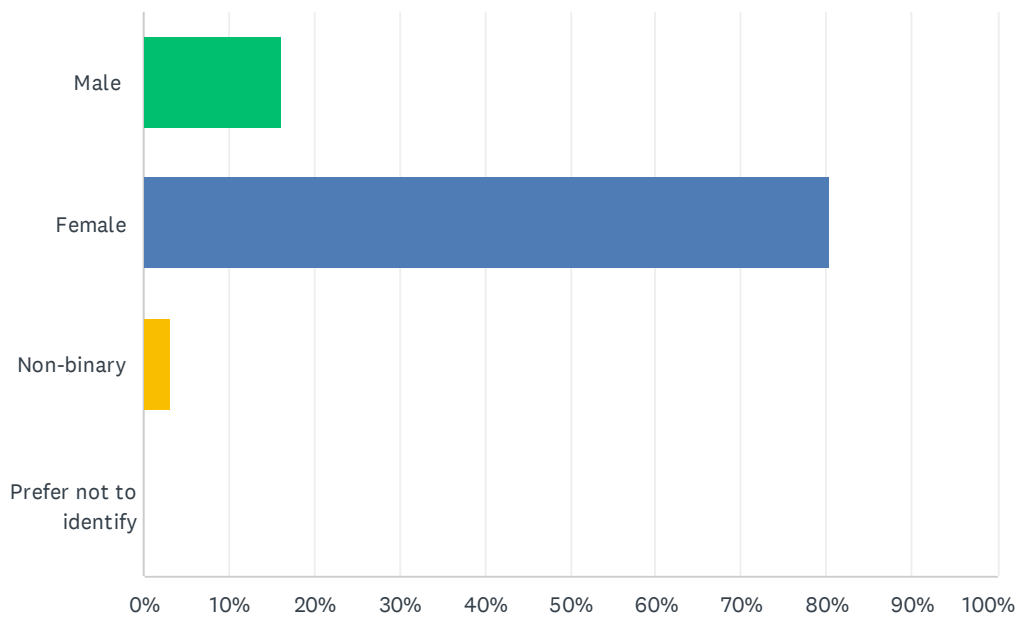
Answered: 92 Skipped: 0



ANSWER CHOICES	RESPONSES	
Under 18	10.87%	10
18-24	61.96%	57
25-34	13.04%	12
35-44	10.87%	10
45 or older	3.26%	3
TOTAL		92

Q3 Gender

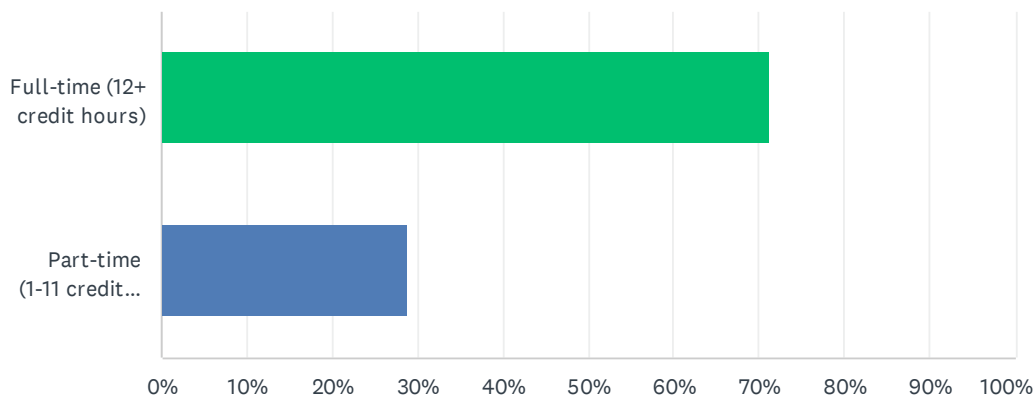
Answered: 92 Skipped: 0



ANSWER CHOICES	RESPONSES	
Male	16.30%	15
Female	80.43%	74
Non-binary	3.26%	3
Prefer not to identify	0.00%	0
TOTAL		92

Q4 Student Status

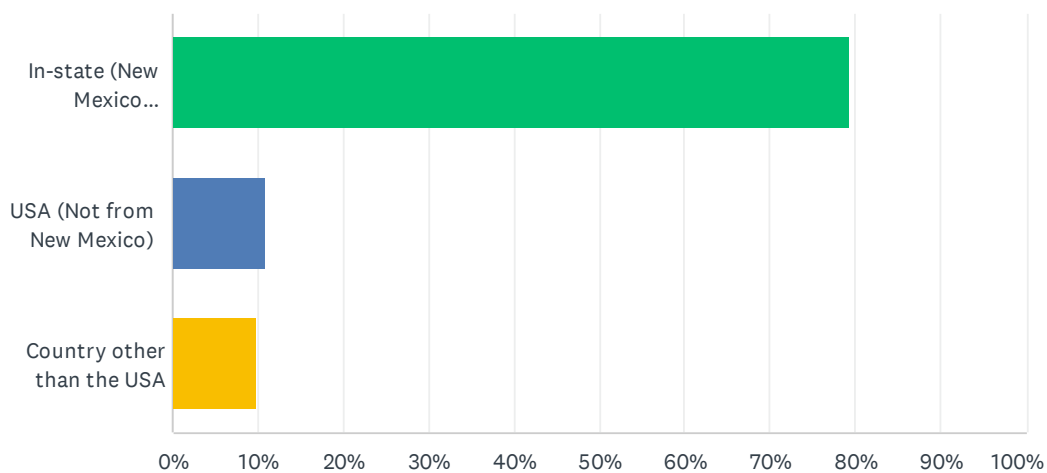
Answered: 90 Skipped: 2



ANSWER CHOICES	RESPONSES	
Full-time (12+ credit hours)	71.11%	64
Part-time (1-11 credit hours)	28.89%	26
TOTAL		90

Q5 Place of Permanent Residence

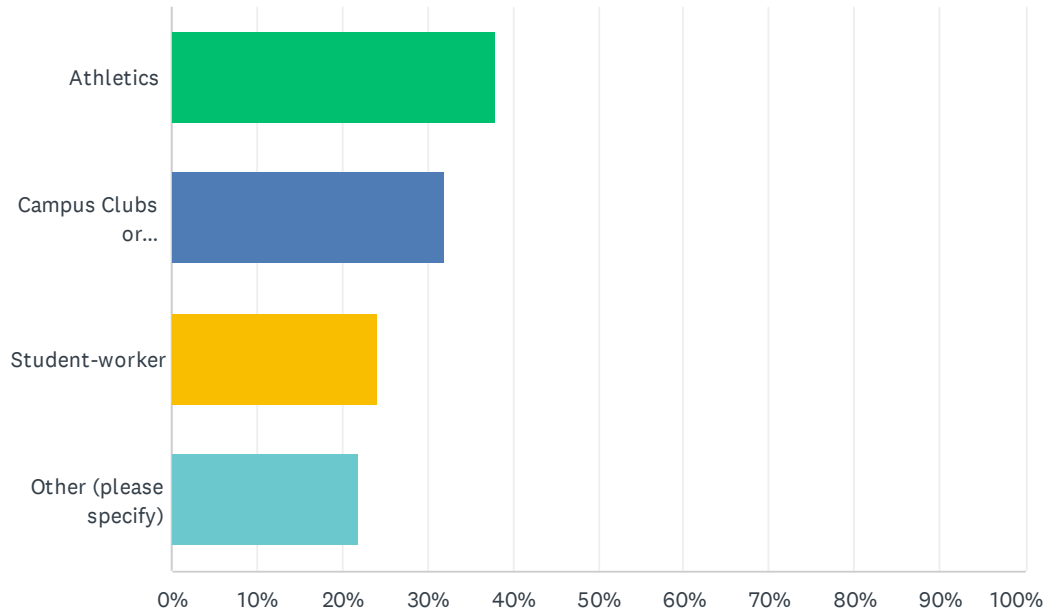
Answered: 92 Skipped: 0



ANSWER CHOICES	RESPONSES	
In-state (New Mexico Resident)	79.35%	73
USA (Not from New Mexico)	10.87%	10
Country other than the USA	9.78%	9
TOTAL		92

Q6 Are you affiliated with any of these campus groups? (Check all that apply)

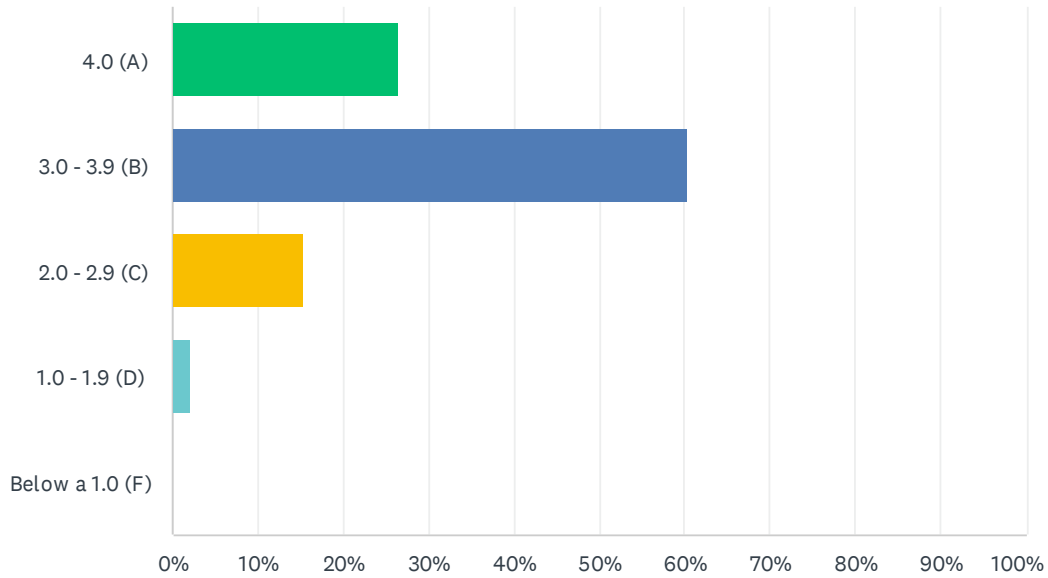
Answered: 50 Skipped: 42



ANSWER CHOICES	RESPONSES	
Athletics	38.00%	19
Campus Clubs or Organizations	32.00%	16
Student-worker	24.00%	12
Other (please specify)	22.00%	11
Total Respondents: 50		

Q7 Approximate grade point average (GPA).

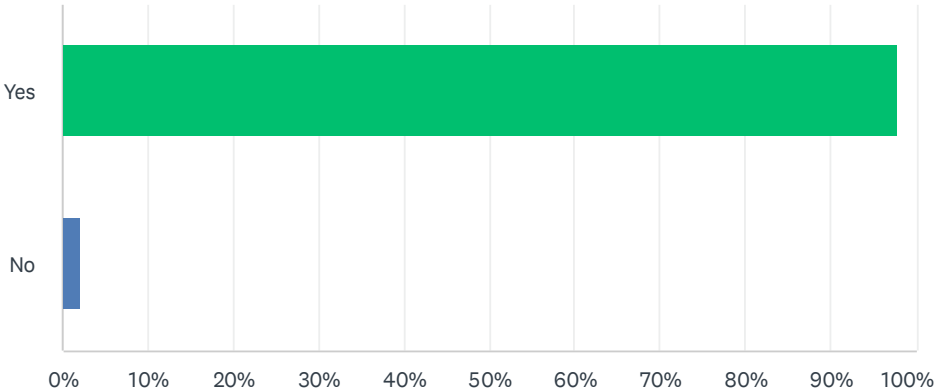
Answered: 91 Skipped: 1



ANSWER CHOICES	RESPONSES	
4.0 (A)	26.37%	24
3.0 - 3.9 (B)	60.44%	55
2.0 - 2.9 (C)	15.38%	14
1.0 - 1.9 (D)	2.20%	2
Below a 1.0 (F)	0.00%	0
Total Respondents: 91		

Q8 Does your campus have a drug and alcohol policy?

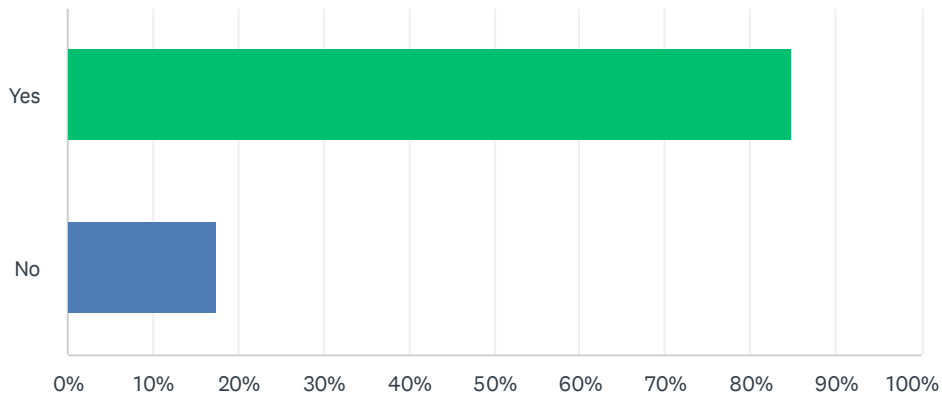
Answered: 92 Skipped: 0



ANSWER CHOICES	RESPONSES	
Yes	97.83%	90
No	2.17%	2
Total Respondents: 92		

Q9 Do you believe your campus is concerned about the prevention of drugs and alcohol use?

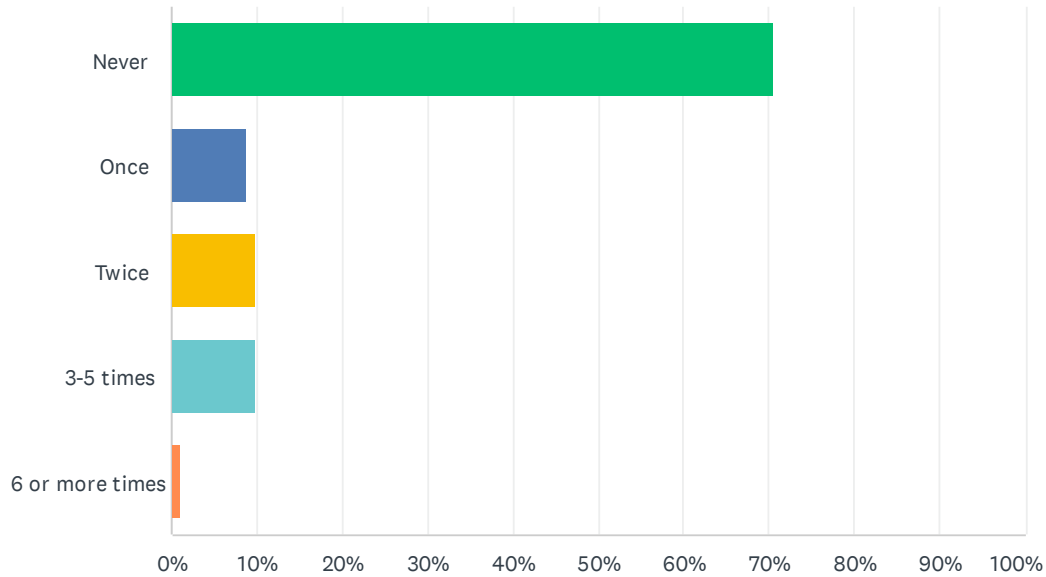
Answered: 92 Skipped: 0



ANSWER CHOICES	RESPONSES	
Yes	84.78%	78
No	17.39%	16
Total Respondents: 92		

Q10 How many times have you consumed four or more alcoholic drinks at one sitting in the last four months?

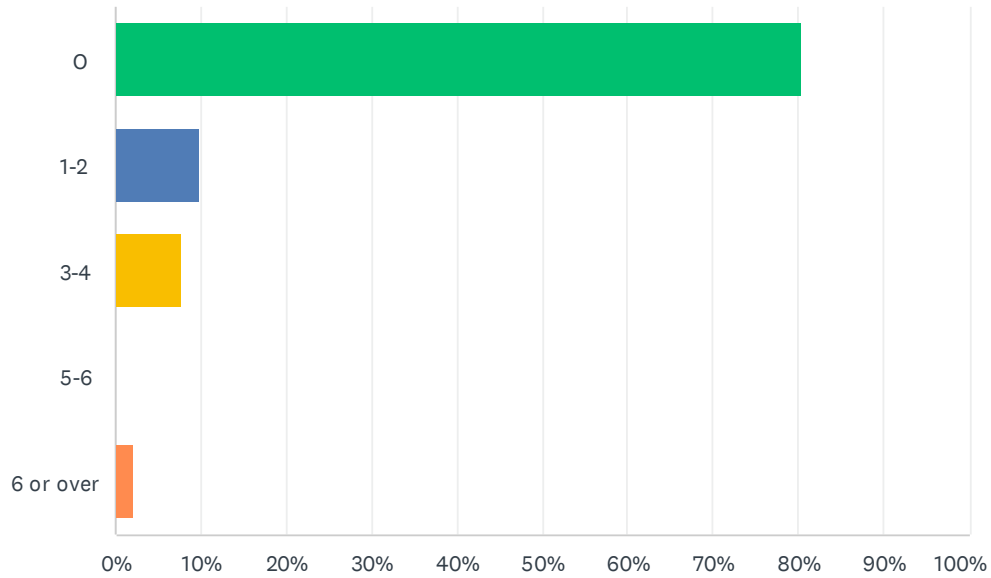
Answered: 92 Skipped: 0



ANSWER CHOICES	RESPONSES	
Never	70.65%	65
Once	8.70%	8
Twice	9.78%	9
3-5 times	9.78%	9
6 or more times	1.09%	1
TOTAL		92

Q11 Average number of alcoholic drinks you consume a week?

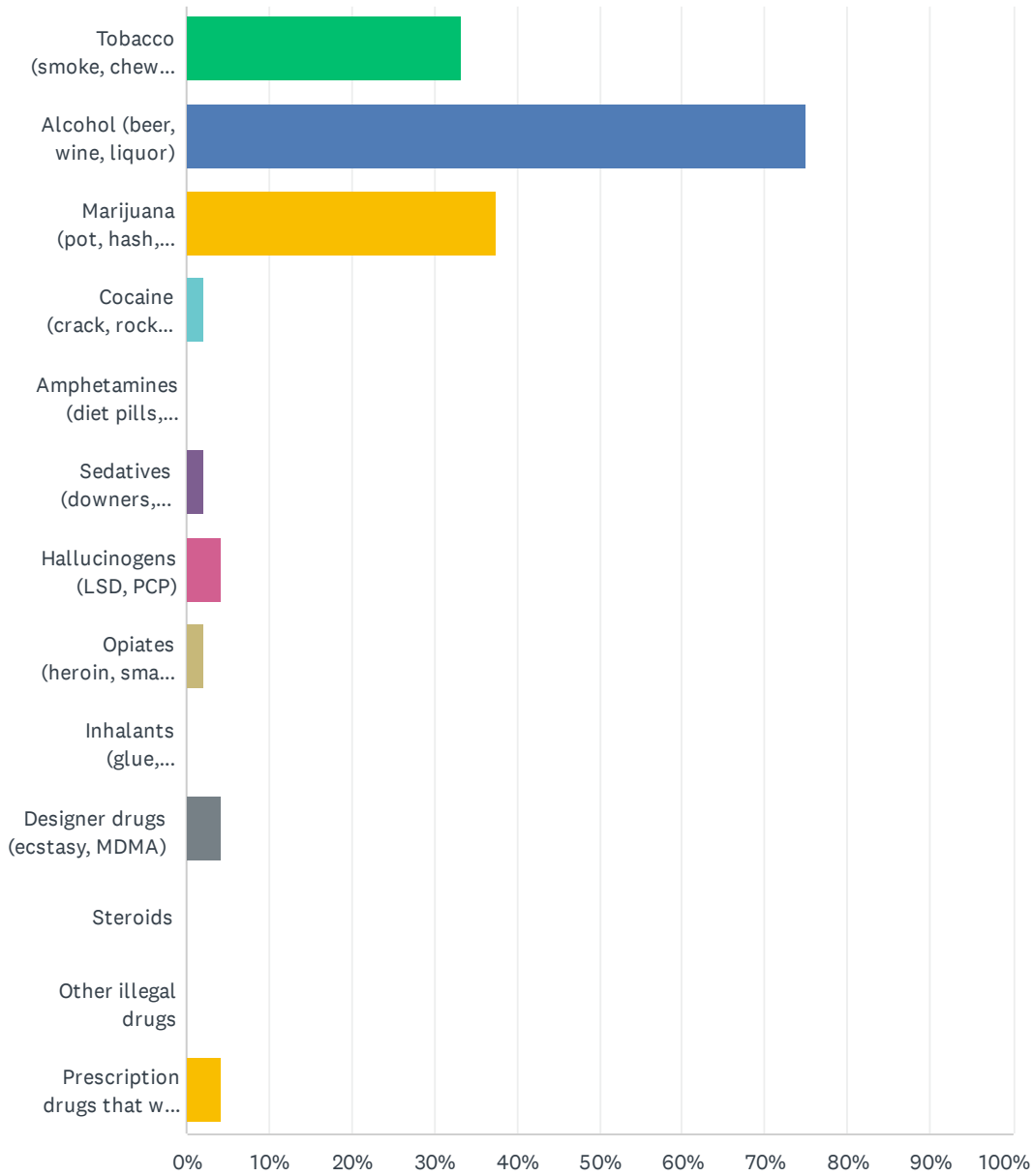
Answered: 92 Skipped: 0



ANSWER CHOICES	RESPONSES	
0	80.43%	74
1-2	9.78%	9
3-4	7.61%	7
5-6	0.00%	0
6 or over	2.17%	2
TOTAL		92

Q12 Have you ever used any of the following in the last year? (Check all that apply)

Answered: 48 Skipped: 44

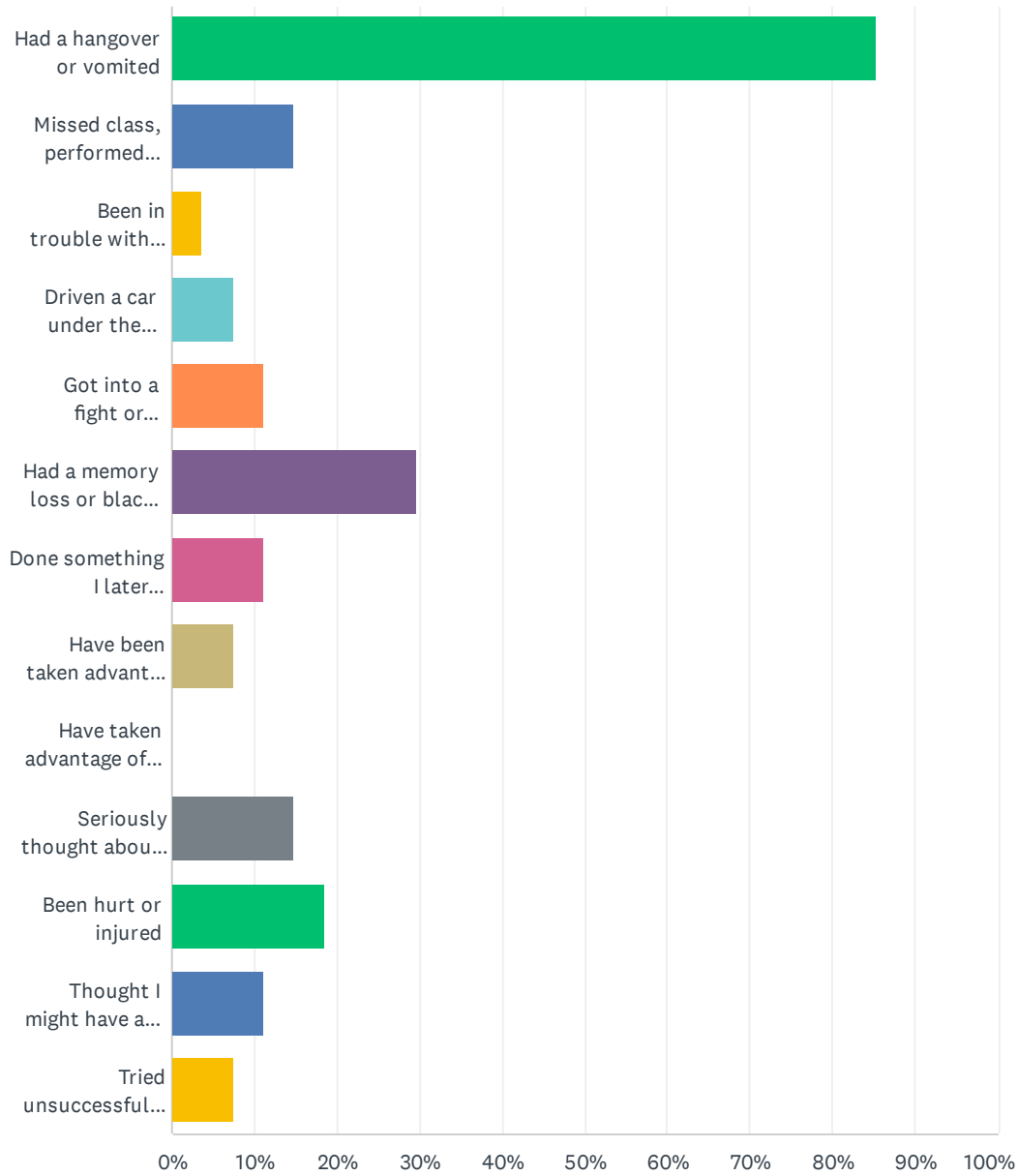


Copy of Drug & Alcohol Campus Climate Survey

ANSWER CHOICES	RESPONSES	
Tobacco (smoke, chew, snuff)	33.33%	16
Alcohol (beer, wine, liquor)	75.00%	36
Marijuana (pot, hash, hash oil)	37.50%	18
Cocaine (crack, rock, freebase)	2.08%	1
Amphetamines (diet pills, speed)	0.00%	0
Sedatives (downers, ludes)	2.08%	1
Hallucinogens (LSD, PCP)	4.17%	2
Opiates (heroin, smack, horse)	2.08%	1
Inhalants (glue, solvents, gas)	0.00%	0
Designer drugs (ecstasy, MDMA)	4.17%	2
Steroids	0.00%	0
Other illegal drugs	0.00%	0
Prescription drugs that were not prescribed to you	4.17%	2
Total Respondents: 48		

Q13 Check all that apply that you have experienced due to alcohol or drug use during the past year.

Answered: 27 Skipped: 65

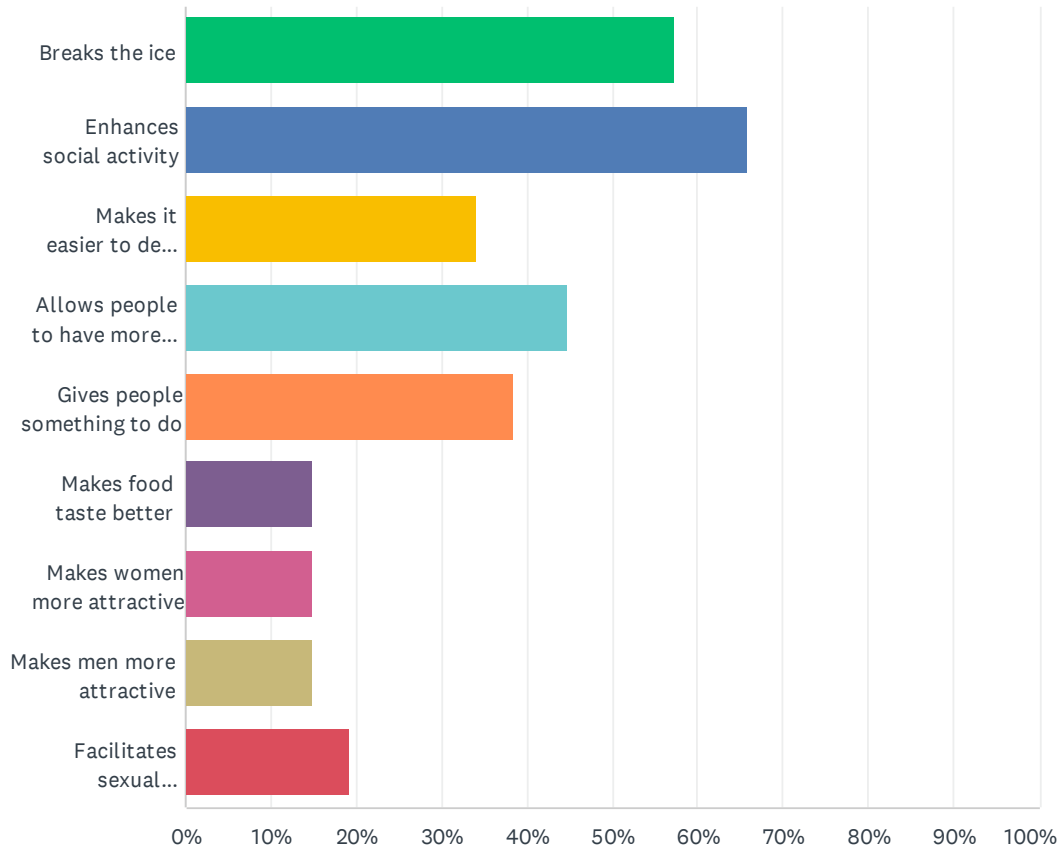


Copy of Drug & Alcohol Campus Climate Survey

ANSWER CHOICES	RESPONSES	
Had a hangover or vomited	85.19%	23
Missed class, performed poorly on a test or important project	14.81%	4
Been in trouble with police, college housing, or other college officials	3.70%	1
Driven a car under the influence	7.41%	2
Got into a fight or argument	11.11%	3
Had a memory loss or blacked out	29.63%	8
Done something I later regretted	11.11%	3
Have been taken advantage sexually	7.41%	2
Have taken advantage of someone sexually	0.00%	0
Seriously thought about or attempted suicide	14.81%	4
Been hurt or injured	18.52%	5
Thought I might have a drinking problem	11.11%	3
Tried unsuccessfully to stop drinking	7.41%	2
Total Respondents: 27		

Q14 Do you believe that alcohol has the following effects? (Check all that apply)

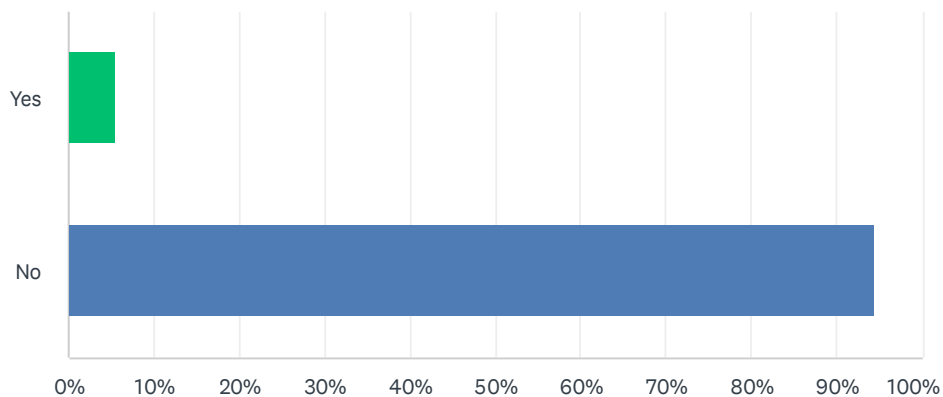
Answered: 47 Skipped: 45



ANSWER CHOICES	RESPONSES	
Breaks the ice	57.45%	27
Enhances social activity	65.96%	31
Makes it easier to deal with stress	34.04%	16
Allows people to have more fun	44.68%	21
Gives people something to do	38.30%	18
Makes food taste better	14.89%	7
Makes women more attractive	14.89%	7
Makes men more attractive	14.89%	7
Facilitates sexual opportunities	19.15%	9
Total Respondents: 47		

Q15 Does the social atmosphere on this campus promote alcohol use?

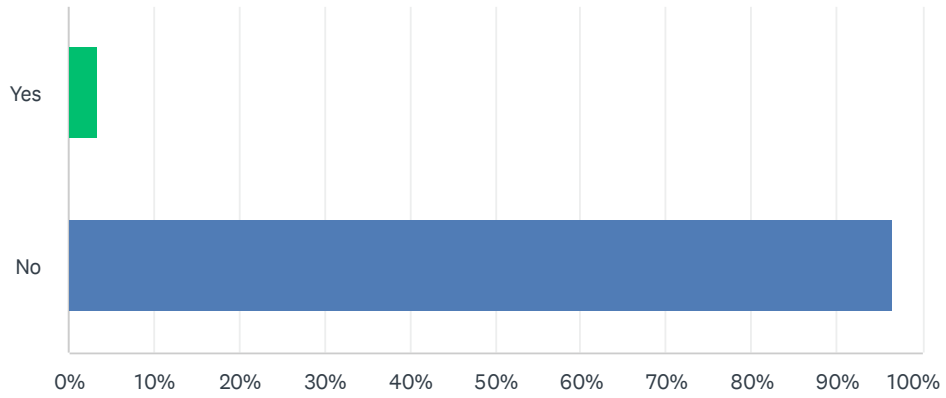
Answered: 90 Skipped: 2



ANSWER CHOICES	RESPONSES	
Yes	5.56%	5
No	94.44%	85
Total Respondents: 90		

Q16 Does the social atmosphere on this campus promote drug use?

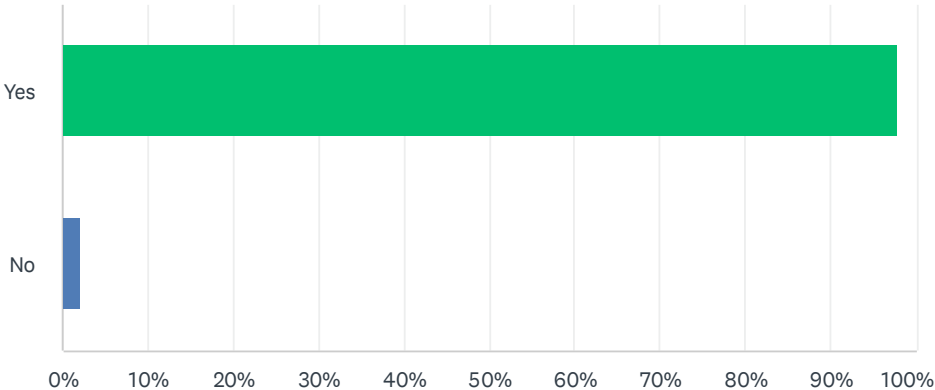
Answered: 90 Skipped: 2



ANSWER CHOICES	RESPONSES
Yes	3.33% 3
No	96.67% 87
Total Respondents: 90	

Q17 Do you feel safe on this campus?

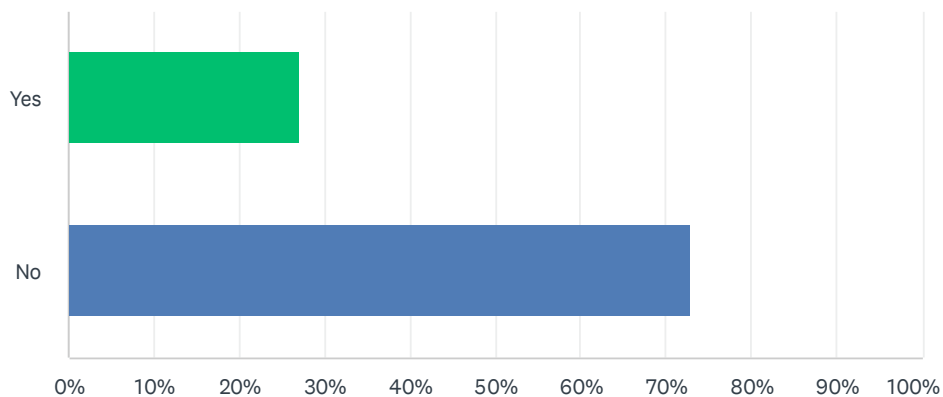
Answered: 90 Skipped: 2



ANSWER CHOICES	RESPONSES	
Yes	97.78%	88
No	2.22%	2
Total Respondents: 90		

Q18 Do you live in on-campus housing?

Answered: 92 Skipped: 0



ANSWER CHOICES	RESPONSES	
Yes	27.17%	25
No	72.83%	67
Total Respondents: 92		