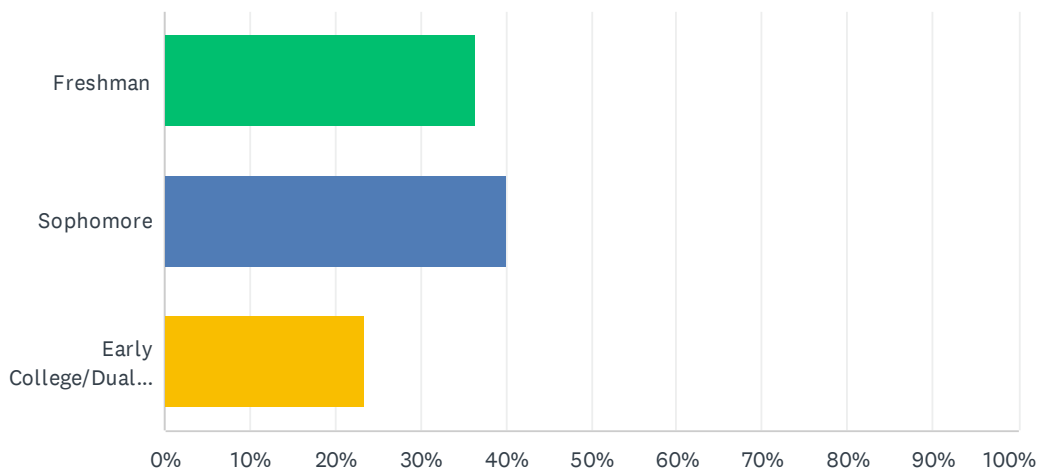


## Q1 Classification

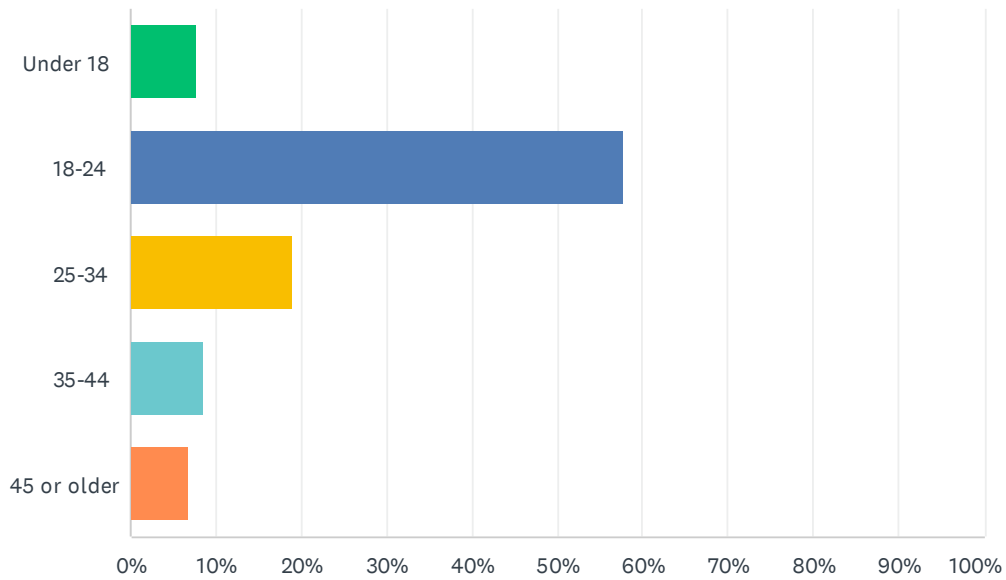
Answered: 115 Skipped: 2



ANSWER CHOICES	RESPONSES	
Freshman	36.52%	42
Sophomore	40.00%	46
Early College/Dual Credit/Concurrent Enrollment	23.48%	27
<b>TOTAL</b>		<b>115</b>

## Q2 Age

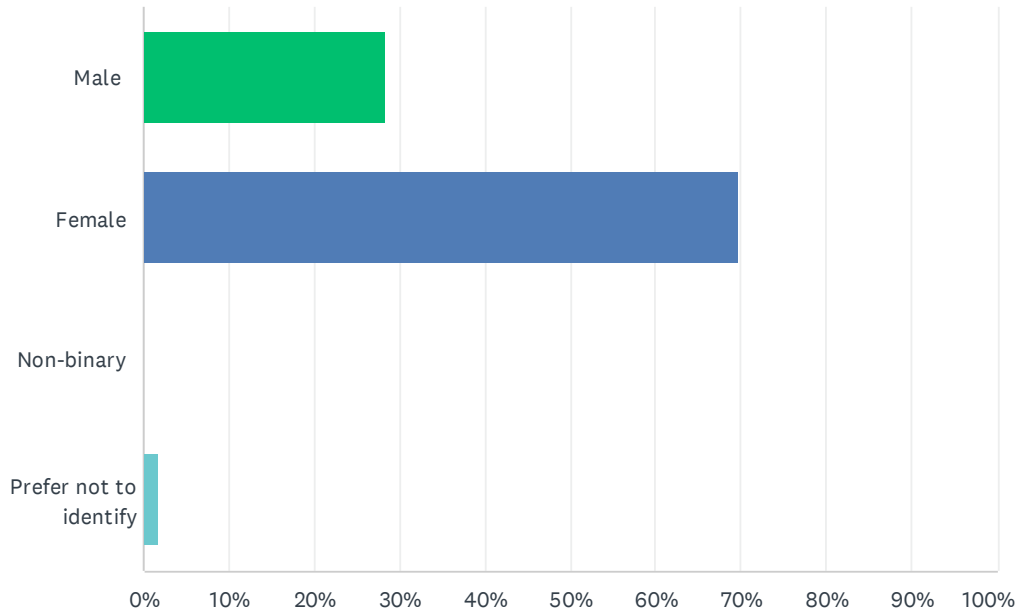
Answered: 116 Skipped: 1



ANSWER CHOICES	RESPONSES	
Under 18	7.76%	9
18-24	57.76%	67
25-34	18.97%	22
35-44	8.62%	10
45 or older	6.90%	8
<b>TOTAL</b>		<b>116</b>

### Q3 Gender

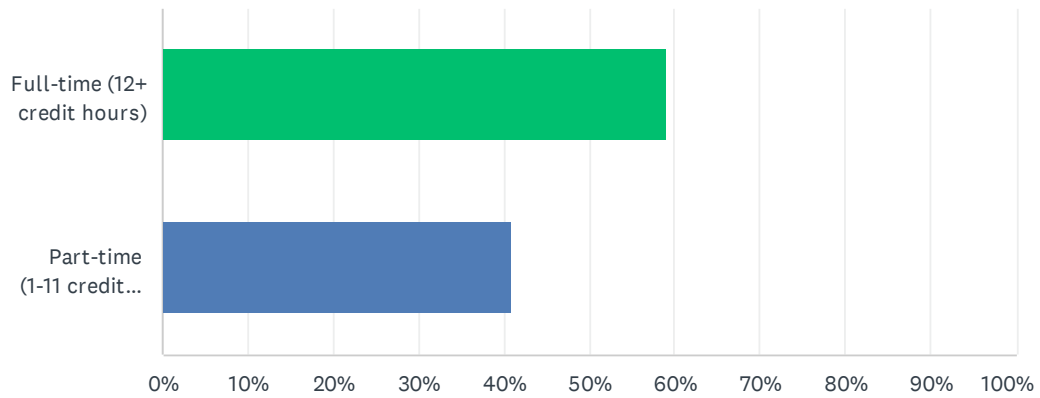
Answered: 116 Skipped: 1



ANSWER CHOICES	RESPONSES	
Male	28.45%	33
Female	69.83%	81
Non-binary	0.00%	0
Prefer not to identify	1.72%	2
<b>TOTAL</b>		<b>116</b>

## Q4 Student Status

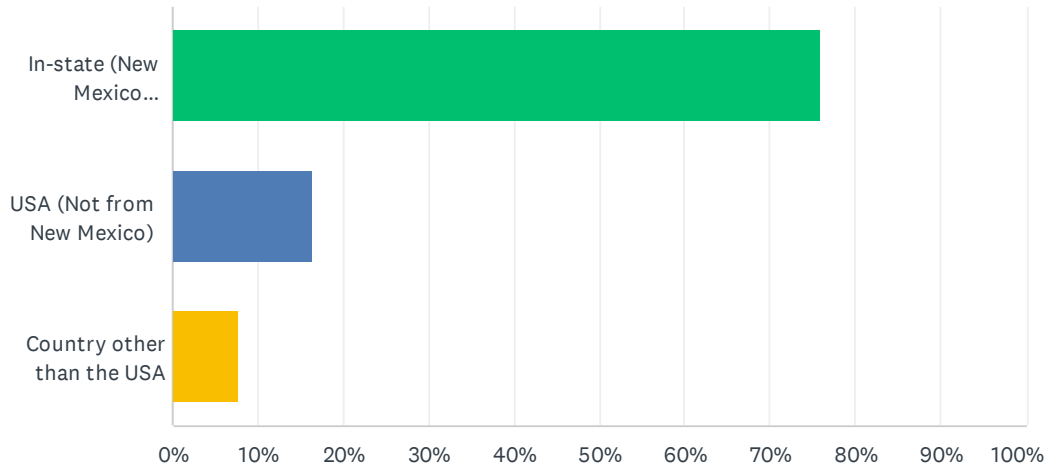
Answered: 115 Skipped: 2



ANSWER CHOICES	RESPONSES	
Full-time (12+ credit hours)	59.13%	68
Part-time (1-11 credit hours)	40.87%	47
TOTAL		115

## Q5 Place of Permanent Residence

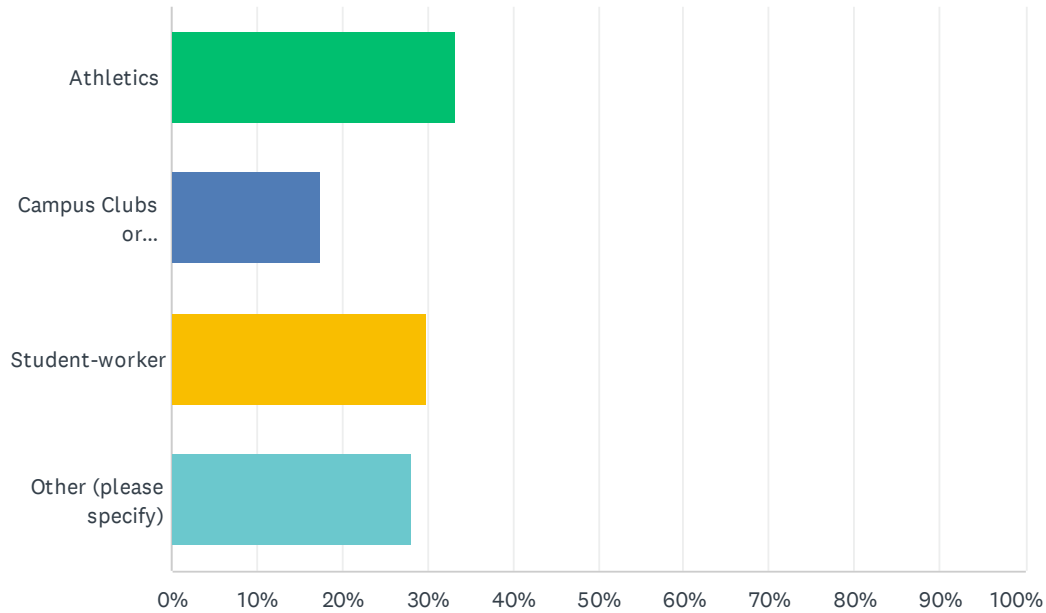
Answered: 116 Skipped: 1



ANSWER CHOICES	RESPONSES	
In-state (New Mexico Resident)	75.86%	88
USA (Not from New Mexico)	16.38%	19
Country other than the USA	7.76%	9
<b>TOTAL</b>		<b>116</b>

## Q6 Are you affiliated with any of these campus groups? (Check all that apply)

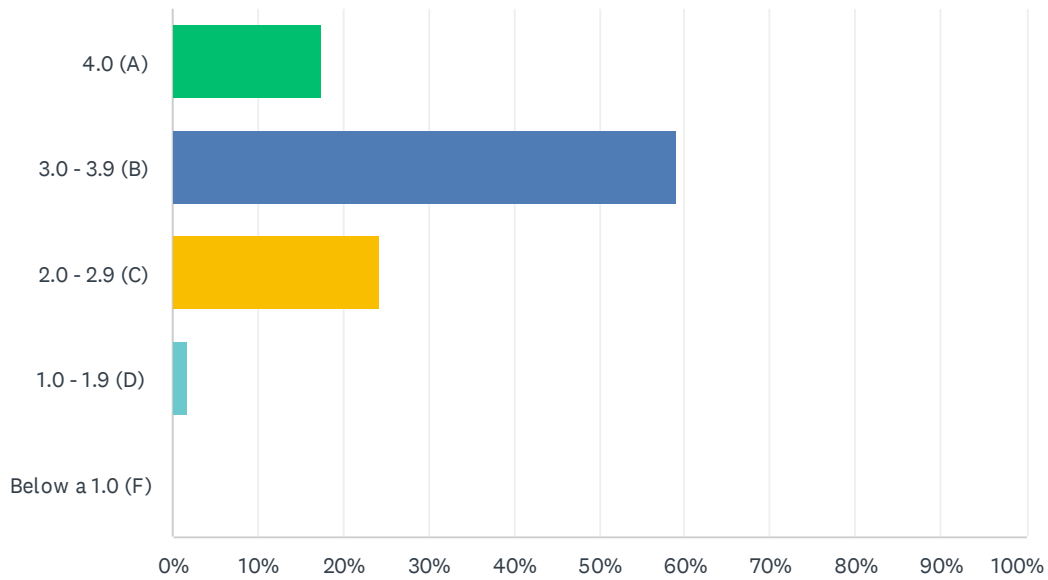
Answered: 57 Skipped: 60



ANSWER CHOICES	RESPONSES	
Athletics	33.33%	19
Campus Clubs or Organizations	17.54%	10
Student-worker	29.82%	17
Other (please specify)	28.07%	16
Total Respondents: 57		

## Q7 Approximate grade point average (GPA).

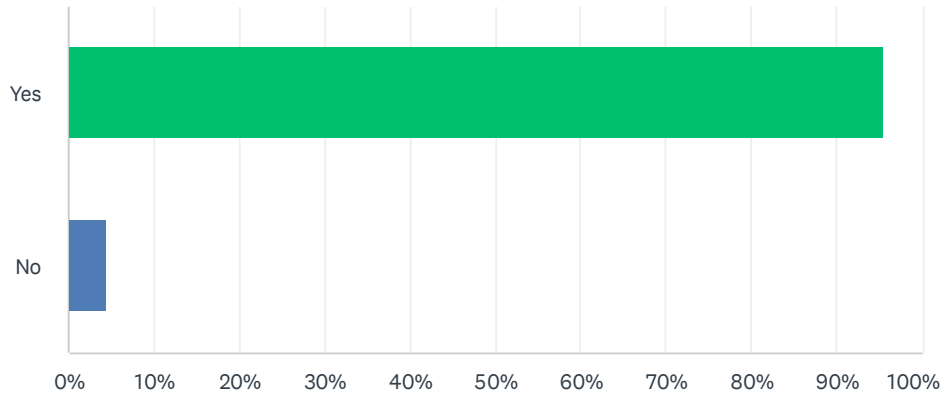
Answered: 115 Skipped: 2



ANSWER CHOICES	RESPONSES	
4.0 (A)	17.39%	20
3.0 - 3.9 (B)	59.13%	68
2.0 - 2.9 (C)	24.35%	28
1.0 - 1.9 (D)	1.74%	2
Below a 1.0 (F)	0.00%	0
Total Respondents: 115		

## Q8 Does your campus have a drug and alcohol policy?

Answered: 114 Skipped: 3

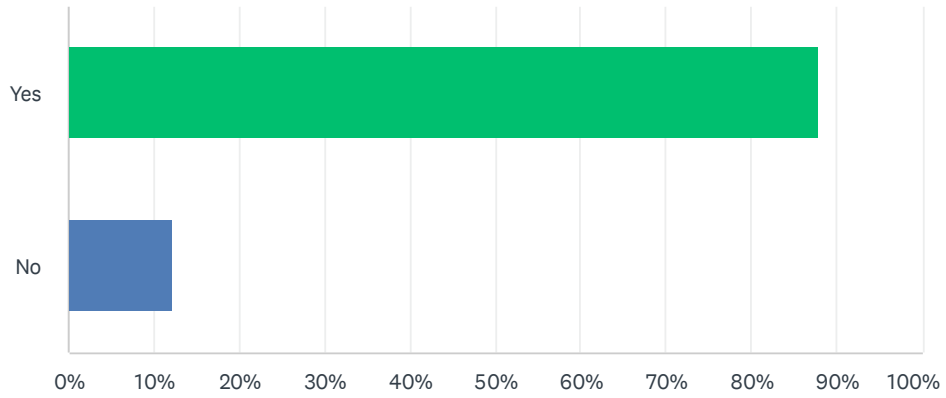


ANSWER CHOICES	RESPONSES	
Yes	95.61%	109
No	4.39%	5
Total Respondents: 114		



## Q9 Do you believe your campus is concerned about the prevention of drugs and alcohol use?

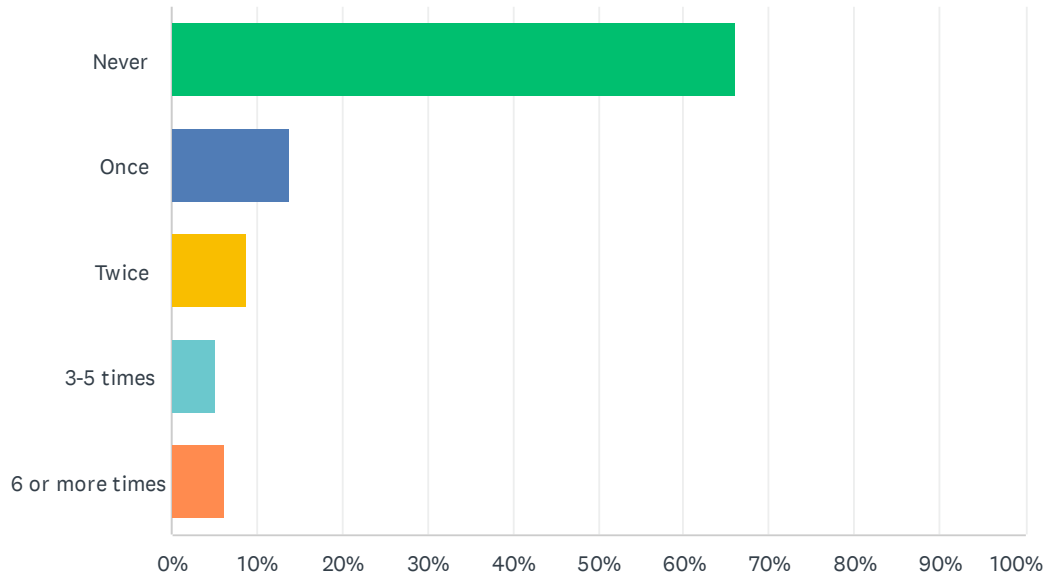
Answered: 115 Skipped: 2



ANSWER CHOICES	RESPONSES	
Yes	87.83%	101
No	12.17%	14
Total Respondents: 115		

### Q10 How many times have you consumed four or more alcoholic drinks at one sitting in the last four months?

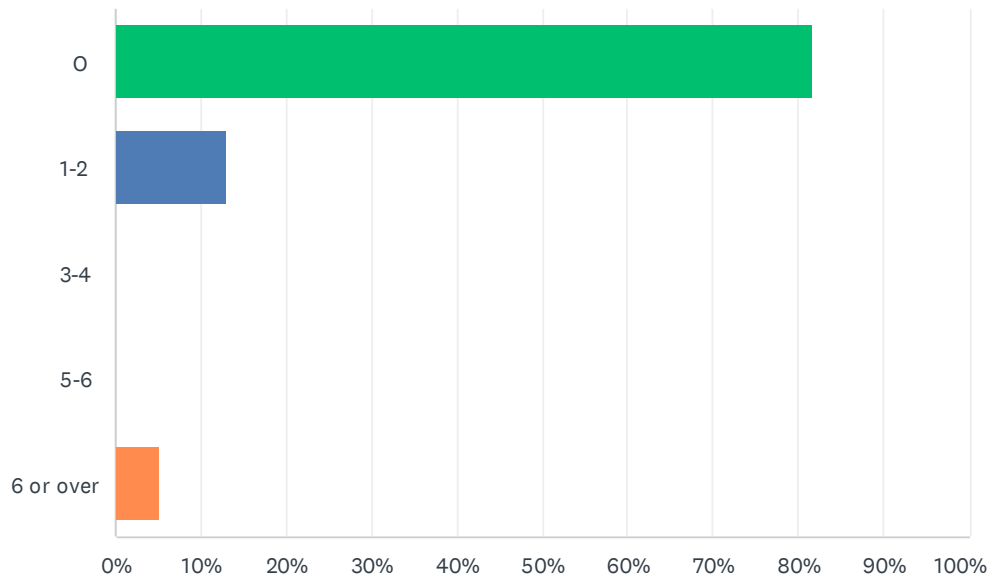
Answered: 115 Skipped: 2



ANSWER CHOICES	RESPONSES	
Never	66.09%	76
Once	13.91%	16
Twice	8.70%	10
3-5 times	5.22%	6
6 or more times	6.09%	7
<b>TOTAL</b>		<b>115</b>

## Q11 Average number of alcoholic drinks you consume a week?

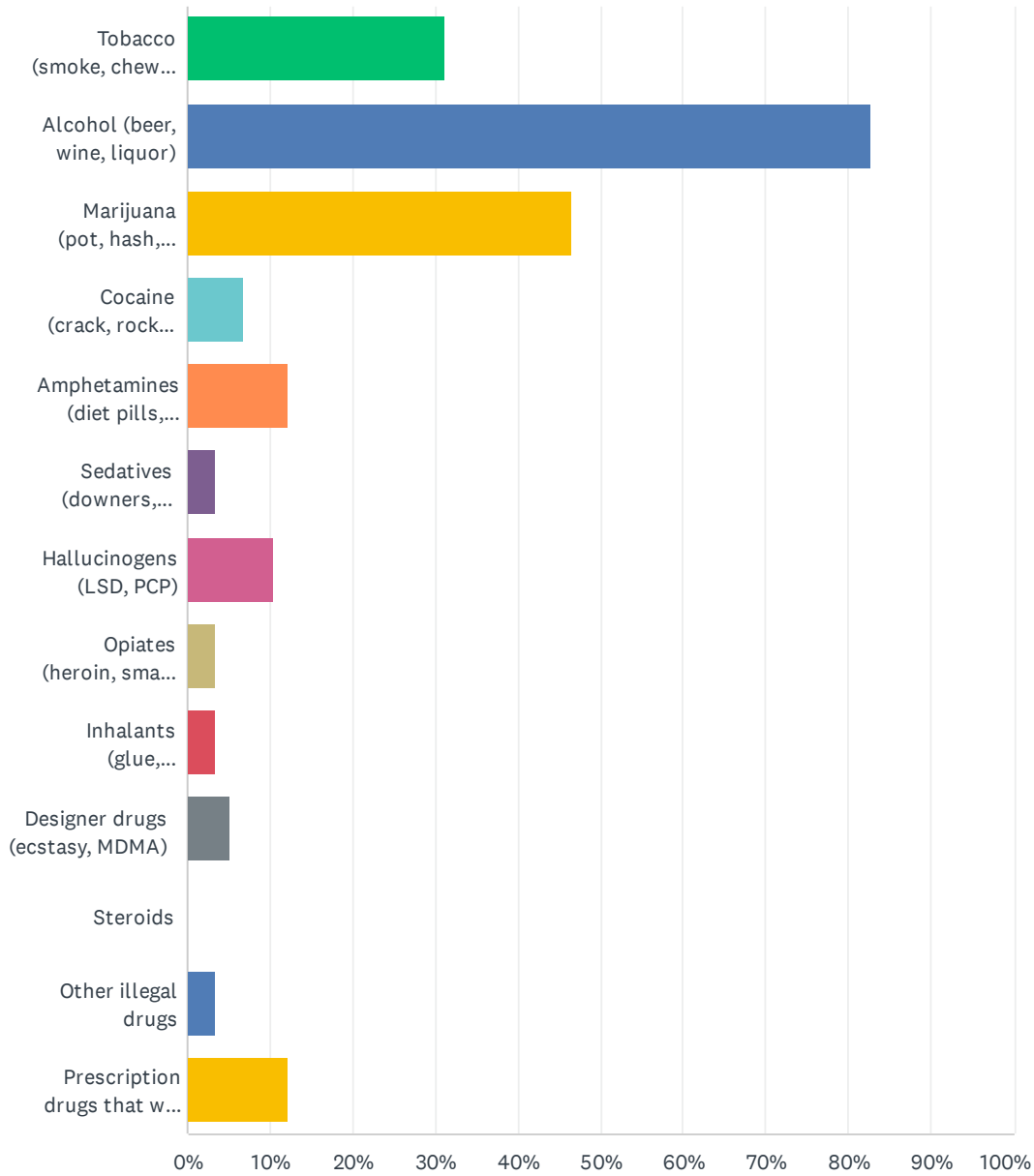
Answered: 115 Skipped: 2



ANSWER CHOICES	RESPONSES	
0	81.74%	94
1-2	13.04%	15
3-4	0.00%	0
5-6	0.00%	0
6 or over	5.22%	6
<b>TOTAL</b>		<b>115</b>

### Q12 Have you ever used any of the following in the last year? (Check all that apply)

Answered: 58 Skipped: 59

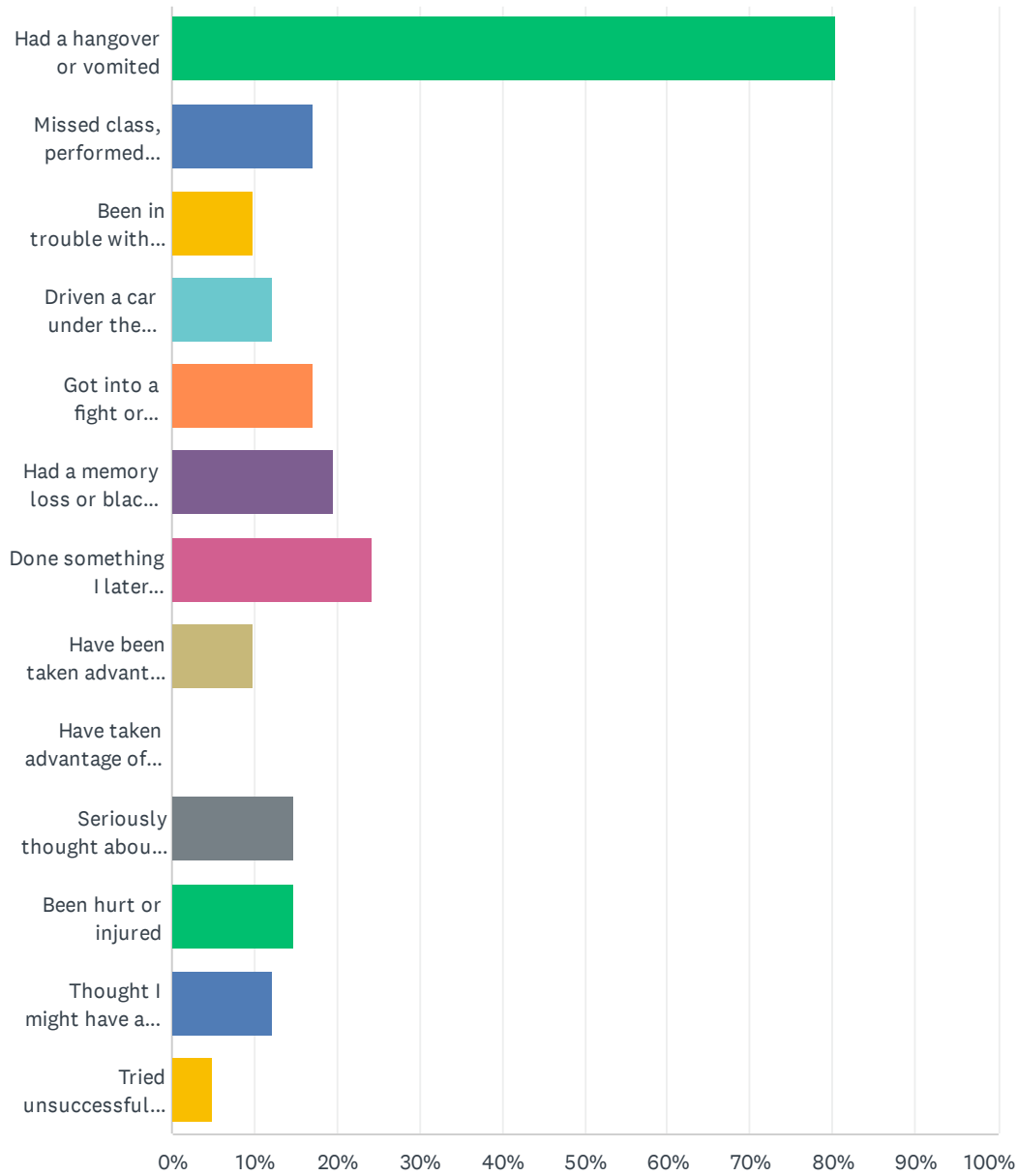


## Drug & Alcohol Campus Climate Survey

ANSWER CHOICES	RESPONSES	
Tobacco (smoke, chew, snuff)	31.03%	18
Alcohol (beer, wine, liquor)	82.76%	48
Marijuana (pot, hash, hash oil)	46.55%	27
Cocaine (crack, rock, freebase)	6.90%	4
Amphetamines (diet pills, speed)	12.07%	7
Sedatives (downers, ludes)	3.45%	2
Hallucinogens (LSD, PCP)	10.34%	6
Opiates (heroin, smack, horse)	3.45%	2
Inhalants (glue, solvents, gas)	3.45%	2
Designer drugs (ecstasy, MDMA)	5.17%	3
Steroids	0.00%	0
Other illegal drugs	3.45%	2
Prescription drugs that were not prescribed to you	12.07%	7
Total Respondents: 58		

### Q13 Check all that apply that you have experienced due to alcohol or drug use during the past year.

Answered: 41 Skipped: 76

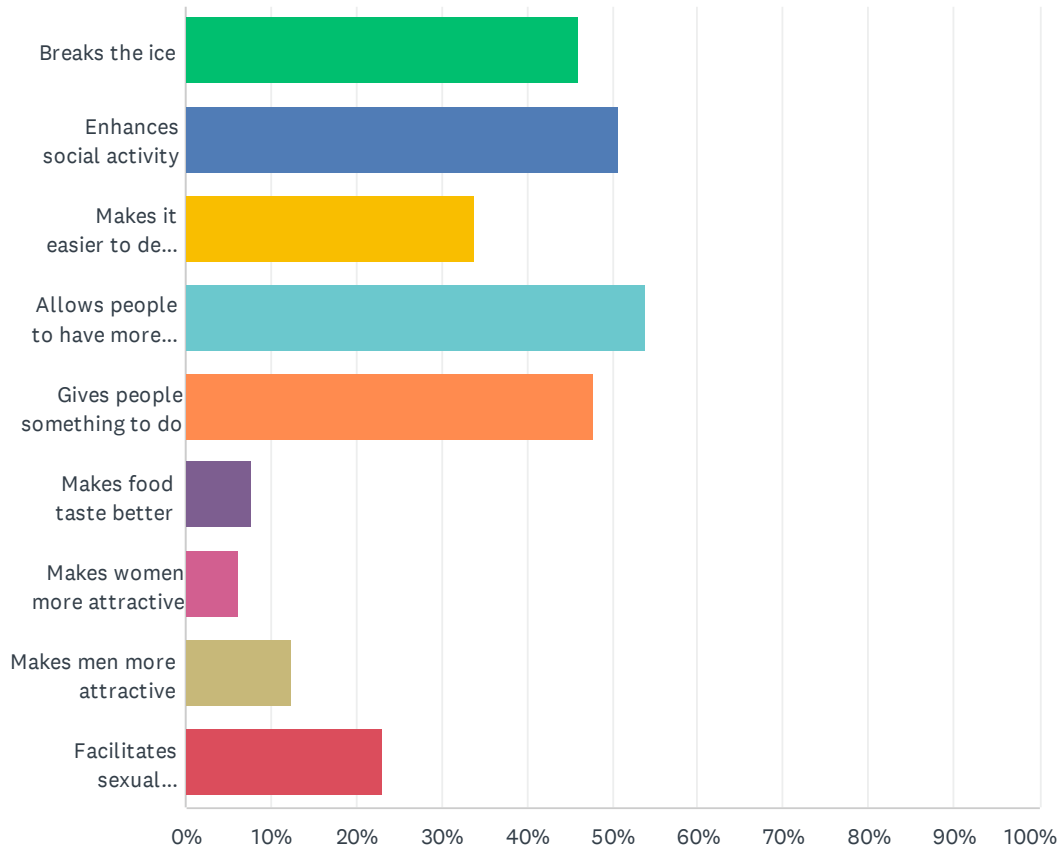


## Drug & Alcohol Campus Climate Survey

ANSWER CHOICES	RESPONSES	
Had a hangover or vomited	80.49%	33
Missed class, performed poorly on a test or important project	17.07%	7
Been in trouble with police, college housing, or other college officials	9.76%	4
Driven a car under the influence	12.20%	5
Got into a fight or argument	17.07%	7
Had a memory loss or blacked out	19.51%	8
Done something I later regretted	24.39%	10
Have been taken advantage sexually	9.76%	4
Have taken advantage of someone sexually	0.00%	0
Seriously thought about or attempted suicide	14.63%	6
Been hurt or injured	14.63%	6
Thought I might have a drinking problem	12.20%	5
Tried unsuccessfully to stop drinking	4.88%	2
Total Respondents: 41		

### Q14 Do you believe that alcohol has the following effects? (Check all that apply)

Answered: 65 Skipped: 52

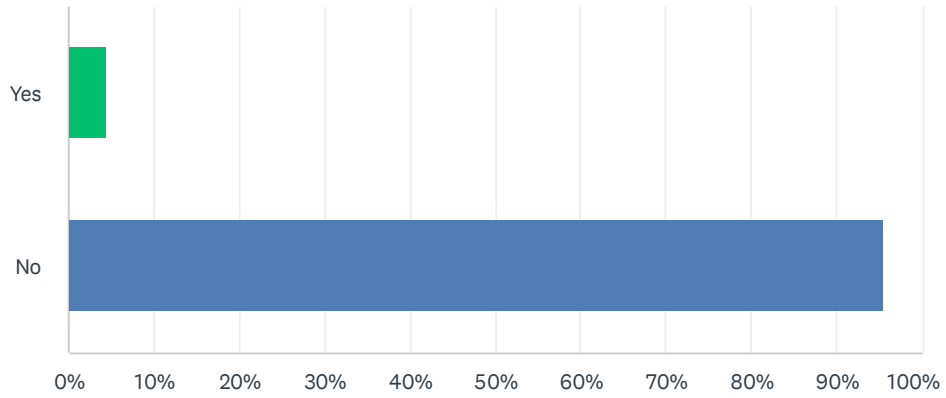


ANSWER CHOICES	RESPONSES	
Breaks the ice	46.15%	30
Enhances social activity	50.77%	33
Makes it easier to deal with stress	33.85%	22
Allows people to have more fun	53.85%	35
Gives people something to do	47.69%	31
Makes food taste better	7.69%	5
Makes women more attractive	6.15%	4
Makes men more attractive	12.31%	8
Facilitates sexual opportunities	23.08%	15
Total Respondents: 65		



### Q15 Does the social atmosphere on this campus promote alcohol use?

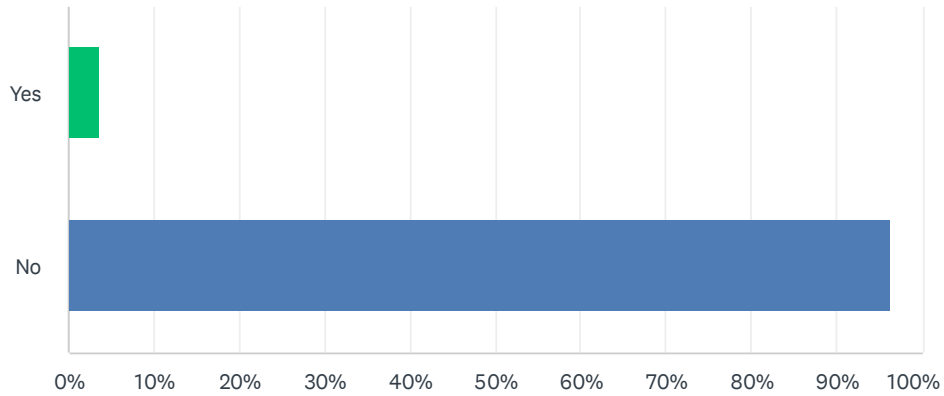
Answered: 111 Skipped: 6



ANSWER CHOICES	RESPONSES
Yes	4.50% 5
No	95.50% 106
Total Respondents: 111	

### Q16 Does the social atmosphere on this campus promote drug use?

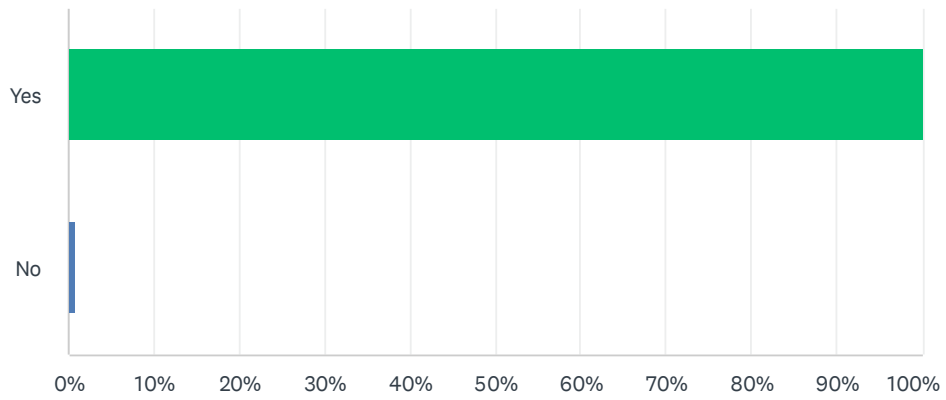
Answered: 111 Skipped: 6



ANSWER CHOICES	RESPONSES	
Yes	3.60%	4
No	96.40%	107
Total Respondents: 111		

## Q17 Do you feel safe on this campus?

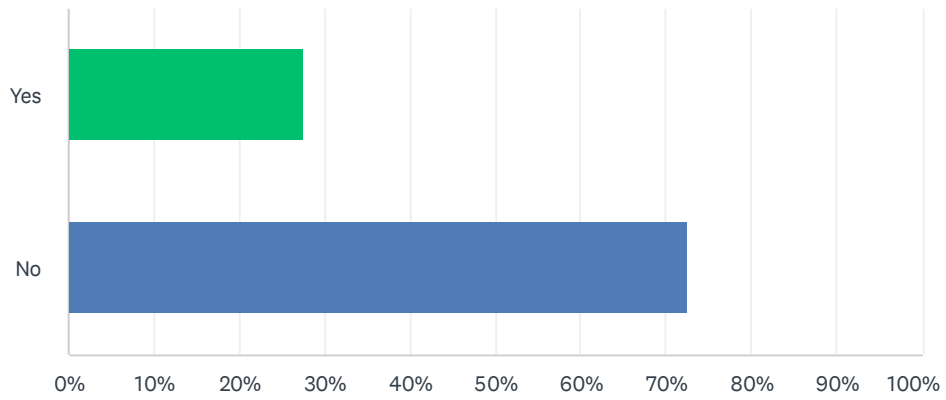
Answered: 113 Skipped: 4



ANSWER CHOICES	RESPONSES	
Yes	100.00%	113
No	0.88%	1
Total Respondents: 113		

## Q18 Do you live in on-campus housing?

Answered: 113 Skipped: 4



ANSWER CHOICES	RESPONSES	
Yes	27.43%	31
No	72.57%	82
Total Respondents: 113		